

Starlight

4

Virginia Evans - Jenny Dooley
Ksenia Baranova - Victoria Kopylova
Radislav Millrood

Student's Book




Part 2


PROSVESHCHENIYE
PUBLISHERS



Express Publishing



Звёздный английский



АНГЛИЙСКИЙ ЯЗЫК

4 класс

Учебник для общеобразовательных
учреждений и школ
с углублённым изучением
английского языка

В двух частях
Часть 2



Рекомендовано Министерством
образования и науки
Российской Федерации

Москва
Express Publishing
«Просвещение»
2011

УДК 373.167.1:811.111
ББК 81.2Англ-922
А64

Серия «Звёздный английский» основана в 2009 году.

На учебник получены положительные заключения Российской академии наук (№ 10106-5215/430 от 01.11.2010 г.) и Российской академии образования (№ 01-5/7д-612 от 20.10.2010 г.).

Авторы: К.М. Баранова, Д. Дули, В.В. Копылова, Р.П. Мильруд, В. Эванс
Authors: Virginia Evans, Jenny Dooley, Ksenia Baranova, Victoria Kopylova, Radislav Millrood

Acknowledgements

We would like to thank all the staff at Express Publishing who have contributed their skills to producing this book. Thanks for their support and patience are due in particular to: Meryl Philips (Editor-in-Chief), Julie Rich (senior editor), Alex Barton (senior production controller) and the Express Publishing design team; and Emily Newton, Kevin Harris, Daniel Parker, Erica Thompson and Timothy Forster. We would also like to thank those institutions and teachers who piloted the manuscript, and whose comments and feedback were invaluable in the production of the book. Special thanks to Bridget, Chris, Georgina, Anna, Dennis, George and Jackie who took part in the recording.

© Virginia Evans, Jenny Dooley, Ksenia Baranova, Victoria Kopylova, Radislav Millrood, 2010.
Colour Illustrations © Express Publishing, 2010
Illustrated by Simon Andrews, Alexandra Lewis, Alan Shephard, Stone, Terry Wilson © Express Publishing, 2010

While every effort has been made to trace all the copyright holders, if any have been inadvertently overlooked the publishers will be pleased to make the necessary arrangements at the first opportunity.

Английский язык. 4 класс : учеб. для общеобразоват. учреждений и шк. с углубл. изучением
А64 англ. яз. В 2 ч. Ч. 2 / [К.М. Баранова, Д. Дули, В.В. Копылова и др.]. – М. : Express Publishing :
Просвещение, 2011. – 136 с. : ил. – (Звездный английский). – ISBN 978-5-09-018725-1.

УДК 373.167.1:811.111
ББК 81.2Англ-922

Учебное издание

Серия «Звёздный английский»

Баранова Ксения Михайловна
Дули Дженни
Копылова Виктория Викторовна
Мильруд Радислав Петрович
Эванс Вирджиния

Английский язык

4 класс

**Учебник для общеобразовательных учреждений
и школ с углублённым изучением английского языка**

В двух частях

Часть 2

Центр группы германских языков
Руководитель Центра *В.В. Копылова*
Зам. руководителя Центра по проектам *И.Н. Темнова*
Руководитель проекта *Ю.А. Смирнов*
Выпускающий редактор *М.А. Семичев*
Редактор *С.Ю. Денисова*
Корректоры *И.Б. Ожунева, Н.М. Качергина*

Налоговая льгота — Общероссийский классификатор продукции ОК 005-93 - 953000. Изд. лиц. Серия ИД № 05824 от 12.09.01.
Подписано в печать 03.03.11. Формат 60x90/8. Бумага мелованная. Гарнитура Пратматика. Печать офсетная. Уч.-изд. л. 16,49
Тираж 30 000 экз. Заказ № 704

Открытое акционерное общество «Издательство «Просвещение», 127521, Москва, 3-й проезд Марьиной рощи, 41.

Express Publishing, Liberty House, New Greenham Park, Newbury, Berkshire RG19 6HW Tel.: (0044) 1635 817 363 Fax: (0044) 1635 817 463 e-mail: inquiries@expresspublishing.co.uk <http://www.expresspublishing.co.uk>

Отпечатано в полном соответствии с качеством предоставленных издательством материалов в ОАО «Тверской ордена Трудового Красного Знамени полиграфкомбинат детской литературы им. 50-летия СССР», 170040, г. Тверь, проспект 50 лет Октября, 46.


ISBN 978-5-09-018725-1(2)
ISBN 978-5-09-024486-2(общ.)

© Express Publishing, 2011
© Издательство «Просвещение», 2011
Все права защищены

Contents

Module 5	The Country Code	p. 4
Module 6	Yumville.....	p. 20
Starlight CLUB 4	p.36
Module 7	Knights and Castles	p. 42
Module 8	Willow's Story.....	p. 58
Starlight CLUB 5	p. 74
Module 9	The Fairy Garden	p. 80
Module 10	Port Fairy	p. 96
Starlight CLUB 3	p. 112
Valentine's Day/Peter and Fevronia Day	p. 118
Грамматический справочник	p. 120
Словарь	p. 126

5 The Country Code

1  Listen, point and repeat.



countryside



put out a fire



drop litter



make a noise



grass

2 Match.



1. Look after

2. Don't drop

3. Don't make

4. Put out

5. Don't pick



- a a noise!
- b the countryside!
- c litter!
- d your camp fires!
- e flowers!




FAIRY FILES



FAIRY FILES



3 Listen, point and repeat.



4 Read and match the sentences to the pictures.



- 1 Ben's got a toothache.
- 2 Sue's got a stomachache.
- 3 Bill's got a headache.
- 4 Scott's got a cold.
- 5 Joe's got a rash.

d



Let's play!



Must/Mustn't (GR 120)

We use **must** to say that it is necessary for someone to do something.
 We use **mustn't** to say that something is not allowed.
 You **must** put out the fire.
 You **mustn't** drop litter.

1 In the park! Look, match and say. Complete the sentences.



- | | |
|---|-------------------------------------|
| 1 We mustn't ride our skateboards. | 4 We drop litter. |
| 2 We pick flowers. | 5 We keep our dogs on a lead. |
| 3 We keep off the grass. | |

2 Read and match.

- | | | |
|-----------------------|-----------------------------|---------------------|
| Make your bed. | Don't eat in bed. | Don't be late. |
| Help with the chores. | Listen to your teacher. | Don't eat in class. |
| | Don't drop litter in class. | |

AT HOME

AT SCHOOL

3 Talk with your friend.

You must help with the chores.

At home.



Have to (GR 120)

We use **have to** to talk about things that are necessary to do because there are rules to follow. We can't choose to do something else.

I **have to** wear a uniform at school. (It's a school rule.)

He **has to** get up early tomorrow. (He can't choose to get up late.)

We use **don't have to** to say that it isn't necessary to do something. We can choose to do something else.

I **don't have to** get up early on Saturdays. (It's not necessary. I can choose to get up late.)

They **don't have to** go to the cinema with us. (It's not necessary. They can choose to stay at home.)



4 Complete the sentences. Use the correct form of **have to** or **don't have to**.

1 We are on holiday, Bogdan. You **don't have to** get up early this week.

2 I can't go to the park. I help my mum with the chores.

3 Svetlana walk to school. She can take the school bus.

4 We write a text on Yuri Gagarin. Where can I find some information?

5 They come with us. They can stay at home.

6 I leave now. I've got a piano lesson.



5 Complete the conversation. Then take roles and act out.

Tina: Can I ask you some questions?

Mikhail: Yes, of course.

Tina: **1) Do I have to** have a visa to travel to Russia?

Mikhail: Yes, you **2)**

Tina: **3)** take some warm clothes with me?

Mikhail: Oh, yes. It's still cold in the evenings.

Tina: **4)** speak Russian?

Mikhail: No, you **5)** A lot of Russian people speak English. They can help you.

Tina: One more thing. **6)** stay at a hotel?

Mikhail: No, you **7)** You can stay with a family.

Tina: Thank you for your help.

Mikhail: You're welcome.

Should/Shouldn't (GR 120)

We use **should/shouldn't** to give advice to someone.
 e.g. You **should** go to the doctor's.
 You **shouldn't** go outside.

1 Give the correct advice.

go to the dentist's take an aspirin drink some tea take some cough syrup



1 You should take some cough syrup.

2

3

4

2 Listen to the doctor and put a tick (✓) or a cross (X).

HEALTHY, SAFE & FIT

wear a helmet

watch TV

wash our hands

go to bed early

play outside

run when it's wet

3 Now look at the pictures again and tell the class.

We should wear a helmet when we ride our bikes.

★ Object pronouns (GR 120)

Personal Subject Pronouns

I
you
he
she
it
we
you
they

Mark has got a headache.
He has got a headache.

Personal Object Pronouns


me
you
him
her
it
us
you
them

Harry loves **Ann**.
Harry loves **her**.
Look at **Mark**.
Look at **him**.

4 Read and choose the right word.

- I don't know those boys. Who are **they**/them?
- Tony likes music. **He**/Him can play the guitar.
- We're going to the cinema. You can come with **we**/us.
- Do you know that woman? Yes, **she**/her is my teacher.
- Where are Mum and Dad? **They**/Them are late.
- I don't eat burgers. I don't like **they**/them.
- Can you help **I**/me carry this, please?
- David is upstairs. Tell **he**/him that lunch is ready.
- Do **we**/us need any milk from the supermarket?
- Can you give **we**/us his phone number?


5 Look, read and complete.

- 

She's got a rash. Look at **her**. She **should** put some skin cream on it.

- 

Mark's got a headache. You **should** give an aspirin!

- 

Bob and Bill have got a cold. We take to the doctor's!

- 

Anna's got a stomachache. You give some hot tea.

5 The Country Code

1 Listen and read the dialogue.

1 I love the countryside!

2 Is it time to go now, Miss?

It's so nice here!

Yes ... And don't forget the Country Code!

3 We must put out the fire.

4 We mustn't drop litter.

Right.

5 We mustn't make a lot of noise.


Look at that boat!

6 Watch out!

2 Read the dialogue again and say who says the sentences.

1 We must put out the fire. **Mona**

2 I've got a rash!



Do you remember the Country Code?

3 I've got a cold.

4 Thank you, doctor.

5 The Country Code

1 Listen, point and repeat.



vegetables



sweets



fit



strong



exercise



rich

2 Listen and answer. Then sing along!

How can you keep your body strong and fit?

Staying healthy's really cool,
So listen to my golden rule:
Fruit and veggies every day
Keep the doctor far away!
*Keep your body strong and fit,
You must, you must look after it!*
Staying healthy's really cool,
So listen to another rule:
Lots of sleep and exercise
Makes you healthy, rich and wise!



1 Complete the phrases.



1 put out a **fire**



2 keep off the



3 make a



4 drop

2 Find the words about health.

S	T	O	M	A	C	H	A	C	H	E
D	O	O	T	T	I	K	A	O	F	A
G	O	A	Y	E	R	S	H	U	P	S
H	T	L	I	C	A	K	Q	G	W	K
E	H	U	T	H	S	I	X	H	S	I
A	A	O	V	J	H	R	H	S	K	N
D	C	K	P	P	K	T	Y	Y	T	C
A	H	R	S	C	Z	B	O	R	E	R
C	E	S	C	O	L	D	R	U	I	E
H	I	S	G	I	Q	V	B	P	K	A
E	I	D	O	C	T	O	R	C	S	M

cold

.....

.....

.....

.....

.....

.....

.....

3 Read and put a tick (✓) or a cross (X). Then complete.



★ eat too much chocolate

★ brush your teeth after meals

★ drink too much cola

★ visit the dentist often

1 You shouldn't eat too much chocolate.

2

3

4

4 Read and complete the text.



Pavel feels terrible today. He's got a 1) toothache.

He should take some 2) and go to


the 3) He shouldn't eat any

4) or 5)

They're bad for his 6)

He should eat a lot of 7) and

8)




The Stone Flower



Listen, point to the picture and repeat.



spin



Listen and read the story.

"Please, show me the Stone Flower," Danila asks. "I want to understand the beauty of the stone. I must see the Stone Flower!" he says. "No, Danila. You will be sorry," she says and smiles. "Those who see my flower leave their family and come to live with me in my mountain. What about Prokopych and Katya? They love you."

"I know," says Danila. "But I need to see the Stone Flower!" "All right," she answers. "Come with me to my Magic Garden." She takes him and shows him the amazing Stone Flower. "It's so beautiful," says Danila. "The most beautiful thing in the world!" He goes back home feeling very happy.

1 Read and complete the sentences. Use **show**, **understand**, **leave** or **amazing**.

- 1 Don't me here. I'm scared!
- 2 This is a(n) ring. It's very beautiful!
- 3 You have to your ticket to the man at the door.
- 4 Can you explain this to me, please? I don't it.

2 Who says the following sentences? Read the story again and answer **D** for Danila or **M** for the Mistress of Copper Mountain.

- 1 *Please, show me the flower.*
- 2 *You will be sorry.*
- 3 *What about Prokopych and Katya?*
- 4 *Come with me to my Magic Garden.*
- 5 *It's so beautiful.*

3  Let's sing!



Its beauty makes my heart sing,
 What happiness it brings!
 Its beauty makes my head spin,
 What happiness it brings!

Flower of Stone
 A wonder to see,
Flower of Stone
 A wonder to me!



1 Read the story and complete the list with the words in bold.

The Magic Glove

Here **comes** Ounce Mouse. She sees a **glove** and she **climbs** into it and sits **there**. **Jog** Frog comes **hopping** up. He **stops** and says: "Hello, there! **Who** is living in this glove?" "I **am**. Ounce Mouse. Who are you?" "Jog Frog. Let me in!" "All **right**. Jump in!" Habit Rabbit comes hopping up. He stops and says: "Hello, there! Who **is** living in this glove?" "We are, Ounce Mouse and Jog Frog. And who are you?" "Habit Rabbit. **Can** I come in?" "All right. Jump in!" **Box** Fox comes running up. He stops and says: "Hello, there! Who is living in this glove?" "We are, Ounce Mouse, Jog Frog and Habit Rabbit. And who are you?" "Box Fox. Is there any **room** for me?" "All right. Jump in!" **Hair Bear** comes walking **by**. He stops and says: "Hello, there! Who is living in this glove?" "We are, Ounce Mouse, Jog Frog, Habit Rabbit and Box Fox. And who are you?" "Hair Bear. And I know you can make room **for** me!" "All right. Get in!" So Hair Bear gets in, too. Now there are five **animals** in the glove. Suddenly, a hunter comes by. He sees the glove **move**, and **bang!** – he fires his **gun**. The glove bursts and the five friends **run away**.


- /N/: **comes**,
- /ɒ/:
- /h/:
- /æ/:
- /eɪ/:
- /u:/:
- /aɪ/:
- /ɔ:/:
- /eɪ/:

2 In groups, take roles of the animals and act out the story.


3 Make the story longer. Think of some more animals to go and live in the magic glove. Write your story.

6 Yumville

1 Listen, point and repeat.



2 Read and complete the song. Then sing along!

How many 1)  lemons?

How many 4) 

How much 2) 

How many 5) 


How many 3) , green and red?

How much 6) 


How much 7) 

3 Read and match the lists to the pictures.

1  olive oil
bread
limes
melon


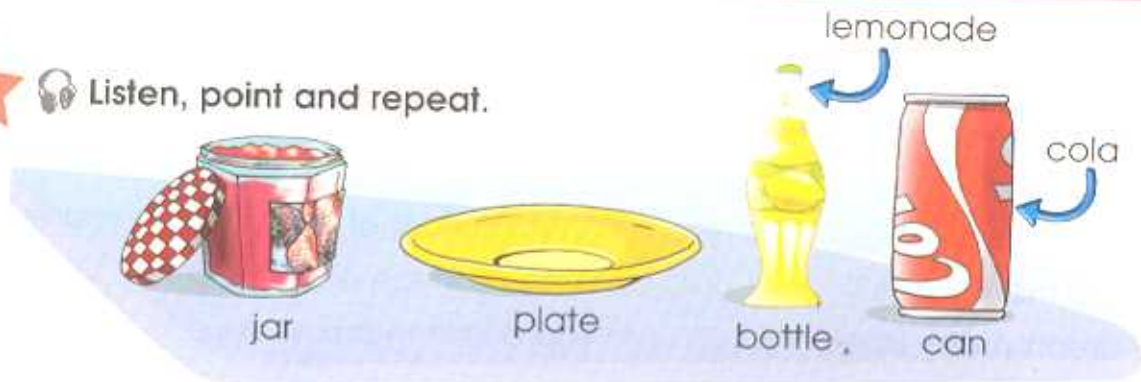
2  bread
lemons
peas
watermelon

3  olive oil
bread
strawberries
coconuts



FAIRY FILES FAIRY FILES

4 Listen, point and repeat.



Let's play!

Can I have some orange juice, please?

A can or a bottle?

A can, please.

5 Read and correct the mistakes.

- 1 a jar of milk – a carton of milk
- 2 a bottle of jam –
- 3 a plate of cola –
- 4 a loaf of flour –
- 5 a packet of lemonade –



A lot of/Much/Many (GR 120)

There are **a lot of** limes.
Are there **many** limes?
There aren't **many** limes.

How many ...?
Not many./**A lot**.

There is **a lot of** cheese.
Is there **much** cheese?
There isn't **much** cheese.

How much ...?
Not much./**A lot**.



1 Look at the picture and choose the right words.

- 1 There are **a lot of/a lot of** mangoes.
- 2 There isn't **much/many** orange juice.
- 3 There aren't **much/many** strawberries.
- 4 There is **a lot of/many** honey.
- 5 There are **much/a lot of** melons.




2 Memory game!

There are a lot of mangoes.



3 Talk with your friend.



Can I have some grapes?

How many?

Two kilos, please.





A few/A little (GR 120)

I've got **a few** apples (= not many apples) in the fridge.
There's **a little** olive oil (= not much olive oil).

4 What can you see in the pictures? Look and answer.



a few strawberries



5 Make sentences. Use **a few** or **a little** instead of **some**.

- | | |
|--|---------------------------------------|
| 1 Can I have some grapes, please?
Can I have a few grapes, please? | 5 Can I take some limes?
..... |
| 2 Would you like some tea?
..... | 6 Can you buy me some honey?
..... |
| 3 Let's make some sandwiches.
..... | 7 Let's make some biscuits!
..... |
| 4 Would you like some sugar in your tea?
..... | 8 May I have some juice?
..... |

6 Tick (✓) the correct sentences. Cross out the incorrect words and correct the mistakes.

- | | |
|---|-------------|
| 1 There is a lot of cheese in the fridge. | ✓ |
| 2 Are there much people in the street? | many |
| 3 There are a lot of honey in the glass. | |
| 4 How much lemons do we need? | |
| 5 There are a few watermelons in the garden. | |
| 6 There is a little water in the bottle. | |
| 7 I haven't got much bags. | |
| 8 How much milk have we got? | |

Some/Any/No – Somebody/Something (GR 120)

There is **some** jam.

There isn't **any** olive oil.

There is **no** cola.

Are there **any** eggs?

There is **somebody** in the garden.

There isn't **anybody** in the house.

There is **nobody** in the room.

Is there **anybody** in the car?



There is **something** on the floor.

There isn't **anything** on the table.

There is **nothing** in the fridge.

Is there **anything** in the cupboard?

1 Complete the sentences. Use **some, any** or **no**.

- I'm making **some** sandwiches for Dima.
- Is there cake for me?
- We've got milk. Can you buy some?
- We need flour for the pie.
- Are there grapes in the fridge?
- Can you go to the supermarket? We've got jam.

2 What is there on the table? Look and make sentences. Use the words below.

milk
flour
eggs
lemonade
apples
butter
bananas
carrots



- There's **some** milk.
- There isn't **any** flour. or
There is **no** flour.

3 Read and choose the right words. Then take roles and act out.

- A:** There's **somebody/anybody** here to talk to you. His name is Kirill Ignatov.

B: I don't know **somebody/anybody** by that name.
- A:** I'm going to the supermarket. Is there **nothing/anything** I can get for you?

B: No, **anything/nothing**, thank you.
- A:** Do you know **something/anything** about animals in Alaska?

B: No, not much.
- A:** I'm making a pie. Does **somebody/anybody** want to help me?

B: No, Mum. We're busy.
- A:** Is there **something/anything** I can do for you?

B: Sure. Can you hold this for me, please?



Possessive pronouns (GR 121)

mine	his	ours	theirs
yours	hers	yours	

We use **possessive pronouns** instead of nouns.
 e.g. This is my lemonade. Where is **yours**? (**yours** = your lemonade)



4 Complete the sentences. Use possessive pronouns.

- | | |
|---------------------------------------|-------------------|
| 1 Ilya has got a bottle of lemonade. | It's his . |
| 2 I've got a red schoolbag. | It's |
| 3 Dmitry's sister has got five dolls. | They're |
| 4 This is Olga's sandwich. | It's |
| 5 You've got a packet of flour. | It's |
| 6 We've got a big house. | It's |
| 7 They've got new dresses. | They're |
| 8 Roman has got some new toys. | They're |



5 Replace the underlined words with a possessive pronoun.

- A: Is that your cola?
 B: No, it's not my cola. It's her cola. My cola is in the fridge.
- A: Whose car is this?
 B: It's our car.
 A: Your car? Wow!
- A: Are these hot dogs Andrey and Nikolay's?
 B: No, they aren't Andrey and Nikolay's hot dogs. Andrey and Nikolay's hot dogs are on that table.
- A: Is that Katya's cat?
 B: No, it's not Katya's cat. It's my cat. Katya's cat is grey.



6

Yumville

1 Listen and read the dialogue.



2 Read the dialogue again and choose a or b.

1 This is fun!

a Lee b Alvin

2 How much food is there?

a Mona b Harry



Do you celebrate harvest time in your city/town?

- 3 There's so much food!
 a Emma b Mona

6 Yumville

1 Listen, point and repeat.



pizza



beans



salad



green pepper



onion



pasta



salt and pepper

2 Where are they? Choose then talk with your friend.



Where is Mr Onion in your picture?

He's in the cupboard.

3 Sing along!

What have the elves got up
On the shelves?
Burgers, pizzas or cakes?

No way! No! Not today!
It's harvest time,
Shout hooray!

No way! No! Not today!
There's honey, beans and peas!



4  Read and complete the shopping list.



Paul,

I need some things to make a salad. We've got some beans, but we haven't got any green peppers or carrots. Can you get some? There's some cheese in the fridge, but there isn't any chicken. Can you get some olive oil, too, please? There's some money on the table.

Shopping list

green peppers

.....
.....
.....
.....

Thanks,
Mum



5 **Portfolio:** What have you got in your fridge? What do you need? Write a note to a person in your family.

FUN TIME

Did you Know?

In Japan, there are square watermelons.



In Russia, people like a kind of pizza covered in mockba. It's got sardines, tuna, salmon and onions. Yummy!

A company in Taiwan makes plates out of wheat. So when you finish your dinner and you are still hungry, you can still have something to eat!

Joke!

Q: What's brown and hairy and wears sunglasses?

A: A coconut on holiday!

1 Fruit clothes! Look at the pictures and complete what the people are saying.

1 My T-shirt has got **some limes**, and some



2 My hat has got and some



3 My trousers have got and some



2 Design your own fruit clothes. Present them to the class.

3 Read and complete the lists.

can pizza pasta onion carton
 lemonade rice jar milk mango burger cola
 grapes packet green pepper orange juice

<p>Fruit & Vegetables</p> <p>grapes</p> <p>.....</p> <p>.....</p>	<p>Containers</p> <p>can</p> <p>.....</p> <p>.....</p>	<p>Drinks</p> <p>lemonade</p> <p>.....</p> <p>.....</p>	<p>Other Food</p> <p>pizza</p> <p>.....</p> <p>.....</p>
--	---	--	---

4 Make sentences.

1 a - of - milk, - I - carton - have - Can - please?

Can I have a carton of milk, please?

2 a - of - We - packet - need - flour.

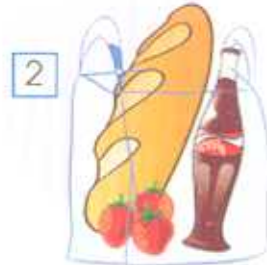
3 lemonade. - Buy - bottles - two - of

4 please. - of - loaf - A - bread,

5 Can - please? - cola, - I - can - of - have - a

6 of - I - meat, - Can - kilo - please? - have - a

5 Talk with your friend.



Is there any cola?

Yes, there is.

Are there any mangoes?

Yes, there are.



Your shopping bag is number 1.

6 Rearrange the letters in the food poems.

Mary's got a little 1) (maj) jam,
 A little 2) (loca), a little 3) (ujcie)
 And every time that Mary eats,
 Her little teeth really hurt!



This is the way we eat our 4) (izapz),
 Eat our 5) (sanbe), eat our 6) (asapt)
 This is the way we eat all our food
 When we're very hungry!



One little, two little, three little 7) (sattrwebrers),
 Four little, five little, six little 8) (sattrwebrers),
 Seven little, eight little, nine little 9) (sattrwebrers),
 Ten little 10) (sattrwebrers) dancing!

Dancing, dancing on your 11) (ckae),
 Dancing, dancing on your 12) (ckae),
 Dancing, dancing on your 13) (ckae),
 Ten little 14) (sattrwebrers) dancing!



The Stone Flower



Listen, point to the pictures and say the words.




celebration



break



cry



Listen and read the story.

It is the evening before his wedding and there is a big party in the village. Everyone in the village is having fun – they sing songs and they dance with Danila and Katya. At first, Danila is happy and he is enjoying the celebration, but soon he begins to feel very sad. “What’s wrong, Danila?” asks Katya, but he doesn’t answer her. After the party he goes quickly home, breaks his vase and runs away! The next day Katya and Prokopych look for Danila in the forest but he is not there. Katya is very sad and she cries all day! “Danila, Danila, where are you?” Katya calls, but Danila does not come back!

Three years pass and Danila does not come back. Poor Katya is still waiting for him. She does not marry anyone else.

1 Complete the sentences. Use: **come**, **forest**, **party**, **sad** or **vase**.

- 1 The evening before the wedding, there is a big in the village.
- 2 Danila is enjoying the celebration, but then he begins to feel
- 3 After the party, Danila goes home and breaks his
- 4 Katya and Prokopych look for Danila in the
- 5 Three years pass and Danila does not back.

2 Read the story again and choose the right word.

- 1 It is the **afternoon/evening** before Danila's wedding.
- 2 Everyone in the **woods/village** is having fun.
- 3 At first Danila is enjoying the **wedding/celebration**.
- 4 Danila **breaks/finishes** the vase after the party and **runs away/cries**.
- 5 Katya is **waiting/isn't waiting** for Danila.

3  Let's sing!

*Wipe your eyes,
Don't you cry.
Another day is round the corner!
Lots of tears
Over the years
And every year is getting longer!
All alone,
Try on your own.
Try to be a little stronger!*



1 Read and complete the story.

THE FOX AND THE BEAR

One day, Freddy the Fox 1) /gəʊz/ goes to see Betty the Bear. Betty is in her 2) /'gɑ:dn/ "Can I use your garden, dear Betty? I want to 3) /plɑ:nt/ some carrots." "But how can we divide them when they are 4) /'redɪ/ ?" Betty asks. "You can take the 5) /tɒps/ and I take the roots," Freddy answers. Betty agrees and Freddy plants some carrots. 6) /wen/



..... the carrots are ready, Betty calls Freddy. "Come, now, Betty," says Freddy. "Let's divide the carrots. The tops are for you and the 7) /ru:ts/ are for me." "This is not fair!" says Betty the Bear. "I cannot 8) /t/ the tops!" Betty the Bear is very angry. "No 9) /mɑ: / favours for Freddy!" she says.

But Freddy 10) /kɑ:mz/ again and asks for another favour. "Please, dear Betty," he says. "Let me 11) /ju:z/ your garden. I want to plant some 12) /'melənz/" "OK," says Betty; "but this time I 13) /wɒnt/ the roots!" "OK," says Freddy and he plants 14) /sɑ:m/ melons. When the melons are ready Freddy calls Betty: "Let's share the melons," he says. He cuts off the melons and 15) /pʊts/ them in his bag. "You can have the roots." Betty is so angry with herself that she goes home and doesn't 16) /spɪk/ to anyone.

2 What's the moral of the story? Tell the class.

3 Write your own version of *The Fox and the Bear* story. Use any food items you like.

1 Look and complete.



lime



2 Read and tick (✓).

0 How many melons do we need?

How much melons do we need?

1 Can I have a jar of bread?

Can I have a loaf of bread?

2 There isn't some butter.

There isn't any butter.

3 There are a lot of onions.

There is much onions.

4 Is there much salt in the food?

Is there many salt in the food?

3 Read and fill in.

- How many
- cola
- lemons
- A can or a bottle

A: Can I have some 0) lemons?

B: 1)

A: Five, please.

A: Can I have some 2)

B: 3)

A: A bottle, please.

Now I can

- name fruit and vegetables
- ask how much food there is
- say how much food there is
- write a note to a member of my family

in English



London, England

We usually have a big breakfast at the weekend. We usually have eggs, beans, sausages and toast. Yummy!



Valencia, Spain

My favourite food is paella. It's rice with seafood. We eat paella straight from the pan with our wooden spoons! It's delicious!



Rabat, Morocco

Couscous is very popular in Morocco. My mum makes the best couscous salad! She uses tomatoes, onions, olive oil and ... couscous of course! Why don't you try it? It tastes great!



1 Read and complete the sentences.

- 1 He usually has a big breakfast at the
- 2 Paella is rice with
- 3 In couscous salad, there are tomatoes, onions, couscous and

2 Complete the sentence in any way you like. Then read the texts and check your answers.

In Russia, people eat for breakfast.

MOSCOW, RUSSIA

Breakfast in Russia is a very important meal because the weather is cold and we need to eat something warm and healthy to start the day. Some people drink coffee for breakfast, but hot tea is more popular. There are lots of different kinds of bread to eat. Brown bread is very traditional in Russia. *Blini* (pancakes), sausages and fried eggs are also typical things to eat for breakfast. *Kasha* (porridge) is also very popular, especially for children. We eat it with *tvorog* (a kind of cottage cheese) and sugar.

Ivan



ST PETERSBURG, RUSSIA

Shchi is very popular in Russia. It is cabbage soup and you can put anything in it. A lot of Russian proverbs talk about this soup in them. For example, *Shchi da kasha* are our *nasha* means *Shchi* and *kasha* are our food. My mum makes the best *shchi* in Russia! She puts cabbage (of course), meat, carrots, onions and green pepper. You can eat *shchi* at any time of the year. It's delicious!

Tanya



3 Read the texts again and answer the questions.

- 1 What kind of bread is traditional in Russia?
- 2 What are some typical things to eat for breakfast?
- 3 What does Tanya's mother put in her *shchi*?

4 **Portfolio:** Write about your favourite food. Present it to the class.

1 Read and write the colour.

What colour is your food?



The
group has got a
lot of vitamin C.
Vitamin C
protects us from
colds. This group
is good for our
hearts, too.



The/
yellow group
has got a lot of
vitamin C and
vitamin A.
Vitamin A is good
for our eyes and
hair.




The
group has got a
lot of vitamin A,
vitamin C,
potassium and
iron. Potassium and
iron are good for
our bodies.

2 **Portfolio:** Write your favourite fruit and/or vegetables for each colour.




3 Read, draw and colour the food.



4 How much do you know about food? Try the quiz!

Quiz

- 
- 1 Vitamin B helps you feel happy.
 - 2 We get honey from butterflies.
 - 3 Tomatoes are fruit, not vegetables.
 - 4 Chicken can give us a lot of potassium.
 - 5 A lot of sugar is good for you.
 - 6 Milk is good for our bones and teeth.
 - 7 We get a lot of tea from England.
 - 8 You can get vitamin D from the sun.

- | | |
|------|-------|
| True | False |
| True | False |
| True | False |
| True | False |
| True | False |
| True | False |
| True | False |
| True | False |



1 Read and complete the sentences.



Cover your m
and n



Wash your h

Be a germbuster!

Cover your mouth and nose when you sneeze.

Use a tissue, then throw it away.

Wash your hands with soap and water

Wash your hands for 20 seconds – the time it takes to sing the Germbuster song!

Wash your hands all the time

- after you sneeze or cough
- after you go to the bathroom
- before and after you eat
- before you touch your eyes, mouth or nose

2 Let's sing!

The Germbuster song!

Wash your hands all the time
If you want to feel fine!
Use some soap
To wash your hands,
Use hot water if you can!
Wash your hands all the time
If you want to feel fine!

Troll Tales!



1 Listen and read the story.





• Now take roles and read.

7 Knights and Castles

1 Listen, point and repeat.




2 Look at Room a and Room b. Tick (✓) the true sentences. What's the secret word?



- 1 There's a suit of armour. a b
- 2 There's a queen. a b
- 3 There's a castle. a b
- 4 There's an oven. a b
- 5 There's a cat. a b

- 6 There's a hunter. a b
- 7 There's a horse. a b
- 8 There's a tree. a b
- 9 There's some food. a b

The secret word is **b** . In which room can you see him?

3  Listen, point and repeat.



kick




palace



pick up



chess

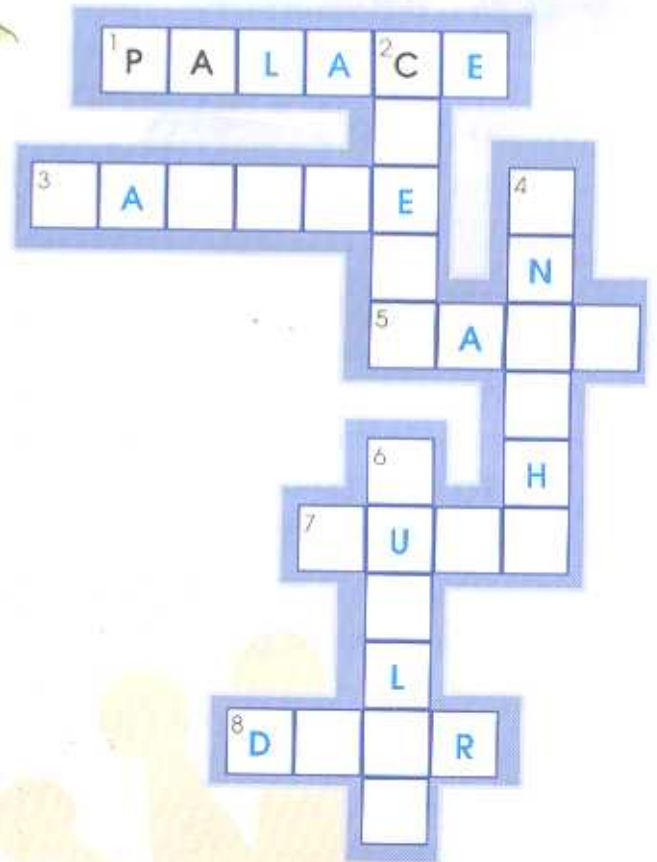


deer



sail

4 Complete the crossword puzzle with words from Exs. 1 and 3.



FAIRY FILES

FAIRY FILES



Past simple (affirmative) (GR 121)

Kings **lived** here a long time **ago**.

listen – listened

live – lived

stop – stopped

study – studied



Who did what? Listen and find out.

A PARTY AT SCHOOL

Harry

Emma

Lee

Mona



tables, chairs

chocolate cake

guitar

pictures

Harry carried tables and chairs outside.



2 Complete the sentences. Then look at the pictures, read the sentences again and match them to the pictures.

**A feast was a very special meal.
Everyone in the castle worked hard to prepare for it:**

- 1 The hunters **hunted** (hunt) birds and other animals. **d**
- 2 The cooks (work) in the kitchen all day long.
They (bake) bread in big ovens.
- 3 The butlers (carry) the food to the Great Hall.
- 4 At the feast, the knights and the ladies
(dance) all night long!



3 Put the words in the right order.

1 at/James/the/dance/night/last/party

James danced at the party last night.

2 played/knights/chess/The

.....

3 for/studied/Chris/test/his/yesterday

.....

4 summer/in/hotel/We/last/this/stayed

.....


4 Read and complete the texts.

Friday a 

It 1) **rained** (rain) all day. I
2) (stay) in my room
and 3) (listen) to
music. It was a quiet day.

Saturday b 

Jonathan and I 4)
(play) football in the morning.
Then I 5) (visit) my grandpa.
In the afternoon, I 6)
(watch) TV with my brother.



★ Past simple (negative/interrogative) (GR 121)

I **did not** (didn't) want to scare you.

Did the knight **talk**? Yes, he **did**./No, he **didn't**.

★ 1 Read and answer the questions.



King Henry VIII

MONDAY I played music all morning.

WEDNESDAY I sailed down the River Thames to my palace.

FRIDAY I played tennis.
It was fun!

SUNDAY I hunted deer in the park near my palace.

1
Did he listen to music on Monday?

2
Did he sail down the river on Friday?

3
Did he play tennis on Monday?

4
Did he hunt deer on Sunday?

★ 2 🎧 What did Brainy do last night? Listen and choose the right pictures.



★ 3 Now ask and answer.

A: Did Brainy play football last night?

B: No, he didn't.

4 Put the words in the right order to make sentences.

1 night?/Did/he/the/play/guitar/last
Did he play the guitar last night?

2 Russia/Susan/summer/visited./last

3 didn't/They/at/stay/home.

4 yesterday?/Did/rain/it

5 last/We/didn't/TV/night./watch

6 the/Anton/lived/USA./in

5 What did they do yesterday? Ask and answer.



1 they/play chess
Did they play chess?
Yes, they did.



4 they/dance at the party



2 she/mop the floor



5 he/play the guitar



3 he/stay in bed



6 she/listen to music

6 Talk with your friend.



A: What did you do yesterday?

B: I watched TV. What did you do yesterday?

A: I played chess with my brother.

7 Knights and Castles

1 Listen and read the dialogue.



2 Read the dialogue again and complete the sentences.

Kings and queens 1) like film stars. They 2) in expensive clothes.



3) to music and 4) all night. Alvin 5) to be a knight for a day.

7 Knights and Castles

1 Listen, point and repeat.



travel



machine



fence



guard



fight



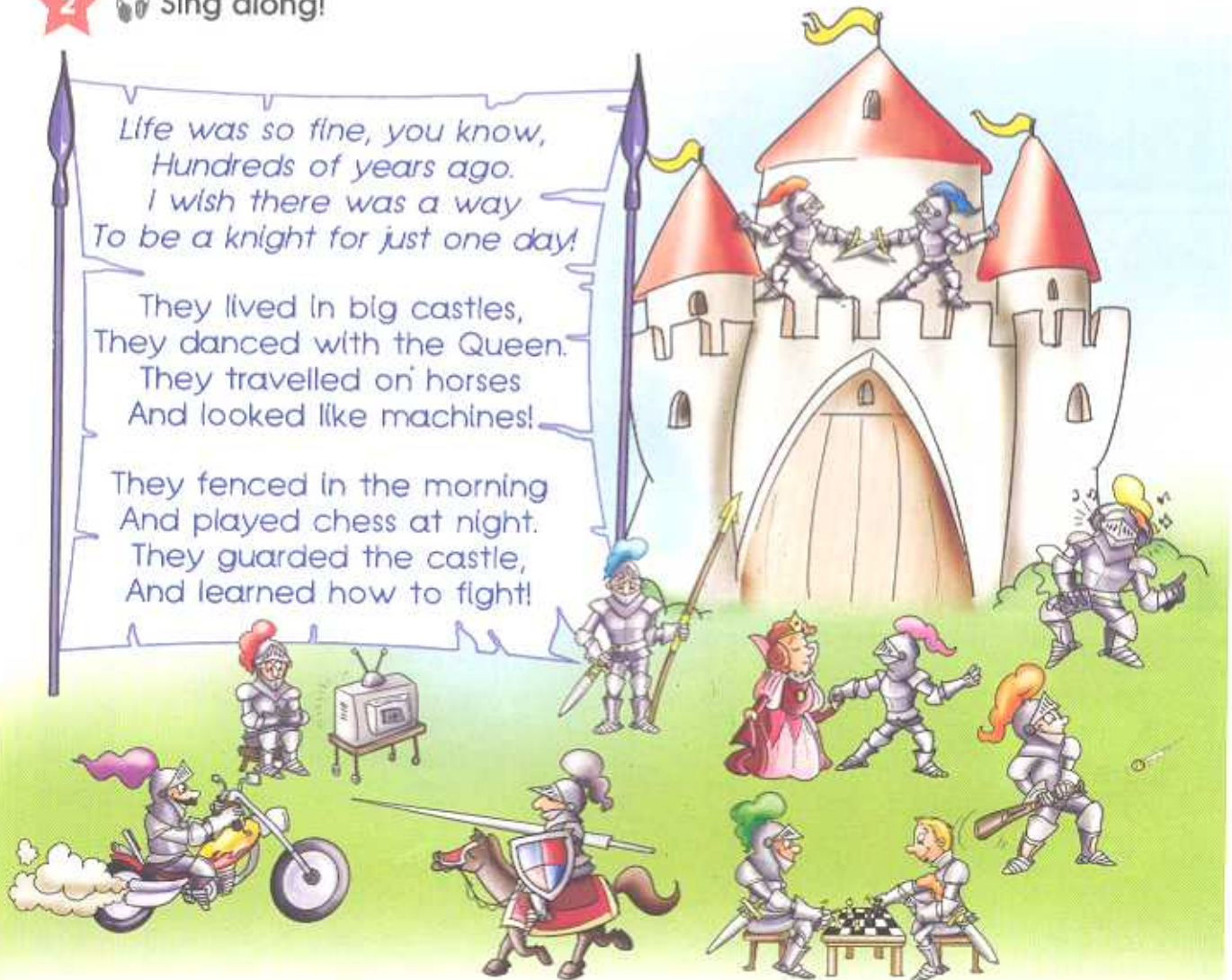
motorbike

2 Sing along!

Life was so fine, you know,
Hundreds of years ago.
I wish there was a way
To be a knight for just one day!

They lived in big castles,
They danced with the Queen.
They travelled on horses
And looked like machines!

They fenced in the morning
And played chess at night.
They guarded the castle,
And learned how to fight!



3 Find the mistakes in the picture. Then talk with your friend.

A: Did the knights live in big castles?

B: Yes, they did.

A: Did they play baseball?

B: No, they didn't.

4  Read and complete the letter.

Dear Aunt Sara,

Here are some photos of the 1)  **castle** we visited last Friday. It was great!

We all 2) **(travel)** on the school 3)  It was a long journey, but we all 4) **(play)** games and listened to 5) 

It was great fun! At the castle we 6) **(look)** at some paintings and some

7)  They were really cool! Then we 8) **(watch)** a film about 9)  We liked it a lot! On the way home we 10)


(stop) at a big café. We played on the game machines.

It was a fantastic day! I hope you like the photos.

Love and kisses,

Tina

5  How was your weekend? Tell the class.

6  **Portfolio:** Write about what you did last weekend. Use your ideas from Ex. 5.

FUN TIME

Read the proverb. What does it mean? Is there a proverb like this in your language?



The pen is stronger than the sword.

Did you Know?



Men trained for about 14 years before becoming knights.

Knights and Castles


3 **In my dream?** Read and match the texts to the pictures.

In my dream I was a knight. I guarded the King and Queen. I was very strong! 1

In my dream I was a king. I sailed down the river to my palace! 2

In my dream I was a knight. I lived in a big castle and danced with the ladies in the Great Hall! 3

In my dream I was a queen. I dressed in expensive clothes and lived like a film star! 4



4 What did Queen Elizabeth I and Empress Elizabeth I have in common? Read the texts and say.



Elizabeth Petrovna, Empress Elizabeth I

I was born in Moscow in 1709 and was the daughter of Peter the Great. I was very beautiful. Many princes from other countries wanted to marry me. I loved dancing and riding and I could speak French, Italian and German. I became Empress of Russia in 1741. During the ceremony, I placed the crown on my head myself. I died in St Petersburg on Christmas Day, 1761.

I was born in London in 1533, and was the daughter of Henry VIII. My hair was red and my eyes were brown. Many men wanted to marry me, but I did not marry. I loved sport and riding and I could speak Latin, Greek, Spanish and French. I loved dancing and watching plays, too. I became Queen of England in 1558. My time on the throne was called *The Golden Age*. I died on 24th March, 1603.

Elizabeth Tudor, Queen Elizabeth I



Both Queen Elizabeth I and Empress Elizabeth I loved dancing.

1 Read and number. Then find the secret word.

1 knight

2 palace

3 king

4 queen

5 hunt

6 fence



The secret word is

3 5 6 2 4 1 e!

2 Read and answer the questions.



Harold I
(1035-1040)

People called me "Harefoot" because I was a fast runner and a very good hunter.



Richard I
(1189-1199)

People called me "Lionheart" because I was very brave.



Edward V
(1483)

I was king for only two months.



Henry VIII
(1509-1547)

My six wives were Catherine of Aragon, Anne Boleyn, Jane Seymour, Anne of Cleves, Catherine Howard and Catherine Parr.



Elizabeth I
(1558-1603)

I was the daughter of Henry VIII. People called me "Good Queen Bess".



Victoria
(1837-1901)

I was queen for 63 years and 7 months - longer than any other king or queen.

- 1 Why did people call Harold I "Harefoot"?
- 2 Why did people call Richard I "Lionheart"?

- 3 How long was Edward V king for?
- 4 Who were King Henry VIII's wives?
- 5 What did people call Elizabeth I?
- 6 How long was Victoria queen for?

Knights and Castles


3 **In my dream!** Read and match the texts to the pictures.

In my dream I was a knight. I guarded the King and Queen. I was very strong! 1

In my dream I was a king. I sailed down the river to my palace! 2

In my dream I was a knight. I lived in a big castle and danced with the ladies in the Great Hall! 3

In my dream I was a queen. I dressed in expensive clothes and lived like a film star! 4



4 **What did Queen Elizabeth I and Empress Elizabeth I have in common?** Read the texts and say.



Elizabeth Petrovna, Empress Elizabeth I

I was born in Moscow in 1709 and was the daughter of Peter the Great. I was very beautiful. Many princes from other countries wanted to marry me. I loved dancing and riding and I could speak French, Italian and German. I became Empress of Russia in 1741. During the ceremony, I placed the crown on my head myself. I died in St Petersburg on Christmas Day, 1761.

I was born in London in 1533, and was the daughter of Henry VIII. My hair was red and my eyes were brown. Many men wanted to marry me, but I did not marry. I loved sport and riding and I could speak Latin, Greek, Spanish and French. I loved dancing and watching plays, too. I became Queen of England in 1558. My time on the throne was called *The Golden Age*. I died on 24th March, 1603.

Elizabeth Tudor, Queen Elizabeth I



Both Queen Elizabeth I and Empress Elizabeth I loved dancing.

The Stone Flower

Listen, point to the pictures and say the words.




brooch



sell



piece



Listen and read the story.

Katya lives alone now and she hasn't got any money. Her parents are dead and so is old Prokopych. She decides to make some brooches to sell to the people in the village. One day, she goes to Serpent Hill to look for a good piece of stone. When she gets to the hill she starts to think about Danila and how much she still loves him. Katya sits down, puts her head in her hands and begins to cry. "Danila, Danila, where are you? Help me find a good piece of stone!" When she looks up, she sees a beautiful piece of malachite in front of her! She takes it home and makes some brooches. The brooches are very beautiful and Katya sells them to the villagers. She thinks. "I was lucky to find that piece of malachite. Perhaps Danila helped me."

1 Are the sentences true (T) or false (F)? Read the story again and write T or F.

- 1 Katya lives with her parents.
- 2 Katya goes to Serpent Hill to look for a stone.
- 3 When she gets to the hill, Katya thinks about Danila.
- 4 Katya takes some malachite home and makes some rings.
- 5 Katya thinks Danila helped her.

2 Complete the summary. Then tell the class.

Katya is alone now and she hasn't got **1)** money. She decides to make some **2)** to sell in the village. She goes to Serpent Hill to look for a **3)** She thinks about Danila and begins to **4)** Then she looks up and sees a piece of malachite in **5)** of her. She takes it home and **6)** some brooches to sell to the villagers. She thinks that Danila helped her **7)** that piece of malachite.

3  Let's sing!



I feel so sad now we're apart,
But he is always in my heart!

*Look over me, my love,
And show me the way.
Look over me, my love,
All night and all day!*

I know Danila's far away,
But he is with me every day!



1 Read the story first to yourself and then to your friend.

Androcles and the Lion



The lion from the mountain is very big and very strong. Every night he goes down to the river to drink some water. One evening the lion falls into a thorny bush. "Ouch!" he says. "I've got a thorn in my foot". At this moment, a poor slave called Androcles appears. "Kind man, can you help me?" asks the lion and holds up his paw to Androcles. "Yes, of course," says Androcles. "But quickly. My master is looking for me!" Androcles kneels down and pulls the thorn out.

Soon after, Androcles's master catches him and sends him to fight with a lion in front of the Emperor. Androcles is very scared. The lion

comes out of the cage and runs to Androcles. The lion stops in front of Androcles and rolls over on his back with all four paws in the air. How can that be? Oh yes. It's the lion from the mountain! It cannot hurt Androcles. The Emperor is so surprised. He sets them both free. Androcles and the lion go back to the forest and live happily ever after.

2 Find the words from the story.

1 /'laɪən/

2 /'mɑ:stə/

3 /'wɔ:tə/

4 /'fɒrɪst/

5 /ə'pɪz/

6 /'rɪvə/

3 Read the story again and answer the questions.

1 Where does the lion live?

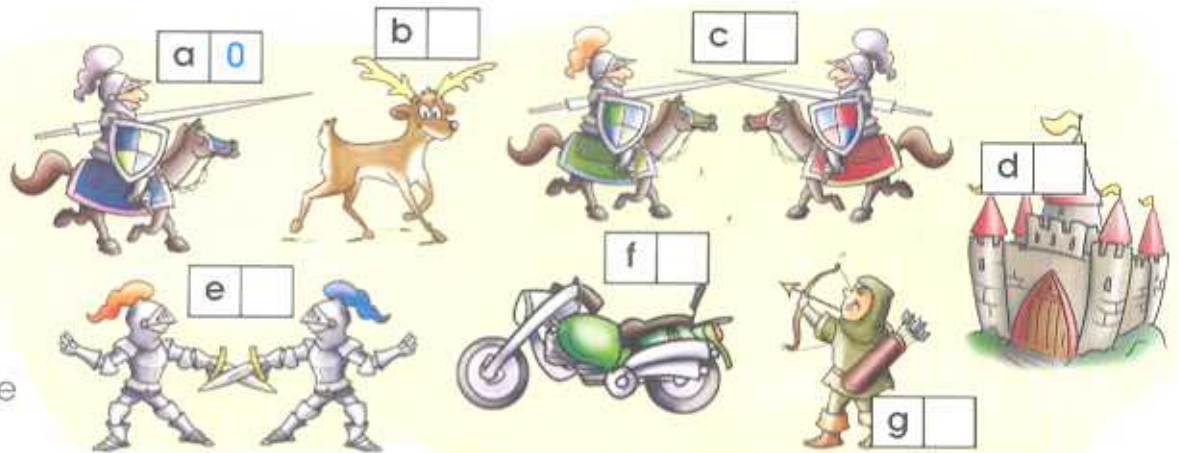
2 What is the name of the slave?

3 Why can't the lion hurt Androcles?

4 What's the moral of the story?

1 Look, read and number.

- 0 knight
- 1 castle
- 2 hunt
- 3 deer
- 4 fence
- 5 fight
- 6 motorbike



2 What did they do yesterday? Look and complete.



- 0 He **visited** (visit) his cousin.



- 1 He (study) for his test.



- 2 She (play) the piano.



- 3 He (watch) TV.



- 4 She (listen) to music.



- 5 They (dance) at the party.

3 Read and choose a or b.

- 0 A: What did you do yesterday?
B: **a)** I played chess with my brother.
b) Yes, I did.
- 1 A: What happened?
B: **a)** Yes, it happened.
b) That boy climbed up that tree!
- 2 A: Did the knights live in big castles?
B: **a)** Yes, they did.
b) Yes, they didn't.
- 3 A: Did Tim play tennis on Tuesday?
B: **a)** No, he did.
b) No, he didn't.

Now I can

- talk about kings, queens and knights
- say what I did yesterday
- write what I did last weekend

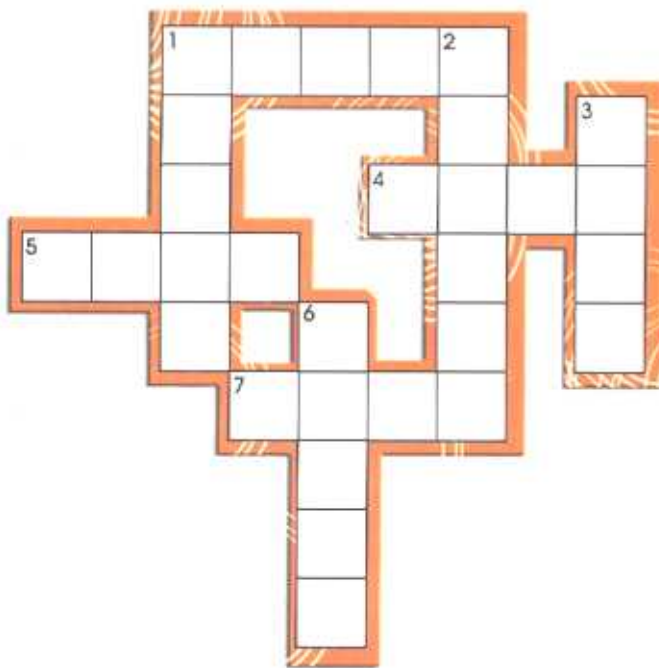
in English

8 Willow's Story

1 Listen, point and repeat.



2 Complete the crossword puzzle.



Across



Down



FAIRY FILES

FAIRY FILES

3 Listen, point and repeat.



4 Read the story. Answer the questions. Do not use more than THREE words.

The History of Potatoes



Sir Walter Raleigh was the first man to bring potatoes to the UK. He was a famous sailor and worked for Queen Elizabeth I. He sailed to America and carried the potatoes back with him. His servants planted the potatoes on his farm in Ireland.

- 1 Who was Sir Walter Raleigh?
- 2 Where did he sail?
- 3 What did he carry back with him?

a famous sailor

.....

Sir Walter offered the potatoes to the Queen as a gift. She invited everyone to a feast at her palace to taste the potatoes. The cooks were not sure what to do with the potatoes. They decided to cook the leaves and throw the potatoes into the bin! Everyone at the feast was very ill! These days, everyone in the UK eats potatoes – the right way!



- 4 Who did Sir Walter offer the potatoes to?
- 5 Where was the feast?
- 6 What did the cooks do?

.....
 at

They, not the potatoes.



Past simple (irregular verbs) (GR 122)

A young boy **came** into the forest.

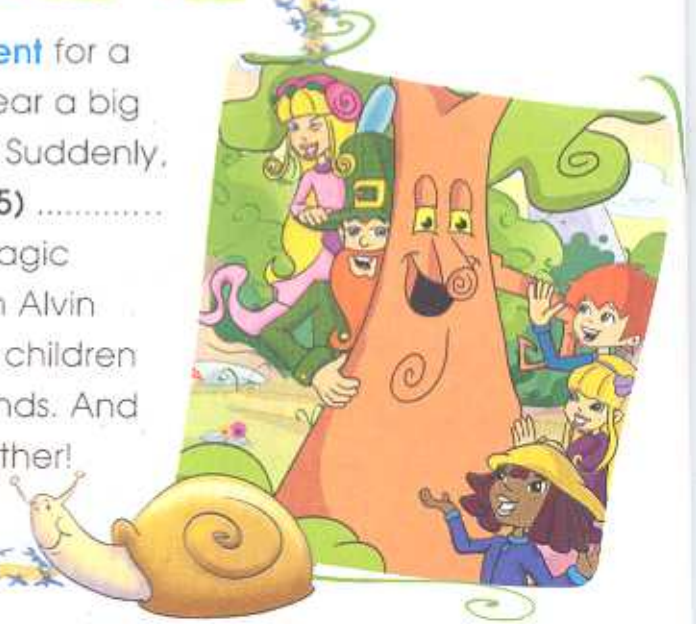
break – broke	eat – ate	have – had	see – saw
can – could	fall – fell	hear – heard	sit – sat
come – came	get – got	lose – lost	stand – stood
do – did	give – gave	make – made	win – won
drink – drank	go – went	read – read	write – wrote



1 Complete. Then listen and check.

• go (x2) • stand • come • eat • sit

One day, Harry, Mona and Emma 1) **went** for a picnic in the forest. They 2) near a big tree and 3) their sandwiches. Suddenly, it started to rain so they 4) and 5) under the big tree. "Welcome to the Magic Forest", a voice said. It was Willow! Then Alvin and Erlina 6) to say *hello*. The children were very happy to meet their new friends. And that's the story of how they all got together!



2 What did Tony do last Sunday? Complete the sentences.

- 1 **get up** He **got up** early.
- 2 **make** He breakfast for his mum.
- 3 **do** He his homework.
- 4 **see** He his favourite cartoon on TV.
- 5 **write** He an email to his friend from Mexico.



3 Read and complete the sentences.

- 1 The children **went** (go) to a pet shop to buy cat food.
- 2 We (eat) at a big restaurant yesterday.
- 3 I (can) swim when I was five.
- 4 John (fall) off his bike and hurt himself.
- 5 She (stand) on the wall and looked around.
- 6 Tina (write) a poem for her teacher.
- 7 Uncle John (come) to see us.
- 8 My team (win) the football match.
- 9 They (sit) at the front of the cinema.
- 10 Jim (get) up early yesterday.

4 What happened to Lizzie yesterday? Listen and number.



5 Act out Lizzie's story.

Last Saturday, Lizzie went to the park.

6 Complete the joke. Tell it to a friend.



One day, a man 1) **saw** (see) a boy across the street. The boy 2) (be) very small and he 3) (can/not) reach the doorbell. The man 4) (walk) across and 5) (stand) next to the boy. "Don't worry," the man 6) (say) "I can help you." He 7) (press) the doorbell. "Now, what?" the man 8) (ask). The boy 9) (answer), "Now, we run!"



Past simple (irregular verbs) (GR 122)

I **lost** my new camera.

Did the branch **break**?

Did you **lose** your camera?

Yes, it **did**./No, it **didn't**.

I **didn't lose** my camera.



Famous Russian people! Talk with your friend.

1 write 'Kashtanka'?



Fyodor Dostoevsky



Anton Chekhov

2 make the famous Easter eggs?



Mikhail Larionov



Peter Fabergé

3 become the first woman to clear 5.00 metres in the pole vault?



Svetlana Feofanova



Yelena Isinbayeva

4 act in a film called *The Book of Masters*?



Mikhail Yefremov



Sergei Bodrov Jr.

A: Did Anton Chekhov write *Kashtanka*?

B: Yes, he did.



Now check your answers with your teacher.

Let's play!



*I went to the zoo.
I saw the Queen.
I ate an ice cream.*



You didn't see the Queen!

3 Read and correct. Then match.

1 Alvin got a magic **skateboard**.
He didn't get a magic skateboard.
He got a magic mirror.

2 The children went to **Andy's** concert
 in space.

3 Alvin dressed like a **clown**.

4 Willow broke his **nose**.



Full infinitive/Bare infinitive (GR 122)

I went to the supermarket because I **wanted to buy** some cheese.
 I **can run** very fast.

4 Complete the sentences. Use the *full* or *bare infinitive*.

- | | |
|---|---|
| 1 Can you climb (climb) up that tree? | 5 We want (stay)
in this hotel. |
| 2 She wanted
(come) to the party with us. | 6 What should I (do)? |
| 3 We must (be)
very careful. | 7 Does he want
(play) tennis? |
| 4 May I (speak)
to John, please? | 8 Do you want
(drive) my new car? |

8 Willow's Story

1 Listen and read the dialogue.

1 Willow, what's this?

Oh, it's a long story!

2 Well, it was a long time ago ...

Oh, tell us. What happened?

3 A young boy came into the forest. He climbed up to my top branch!

He sat and looked around. He was very happy. He could see the whole forest.

4 Suddenly, it started to rain. My branches got very wet!

5 And then what?

He stood up, but then he slipped and fell.

2 Read the dialogue again and correct the mistakes.

- 1 An **old man** came into the forest.
- 2 He was very **sad**.
- 3 Suddenly, it started to **snow**.
- 4 He **sat down** but he slipped.



6

Did the boy get hurt?

But he didn't get hurt, thanks to Erlina.



7

He landed on another branch and it broke.



8

Where's the young boy now?

Emma! There you are!



9

So, that's how you lost your branch.



10

He's a man now. And you all know him.

Yes, Dad. So do we!

11

This tree saved my life when I was young. I love this tree!

Can you think of a title for the story?

- 5 He got hurt.
- 6 That's how Willow lost his trunk.

8 Willow's Story

1 Listen, point and repeat.



nurse



writer



artist



composer



athlete



actor



actress

2 Look at the pictures and answer the questions.

Florence Nightingale



Antonio Vivaldi

Yuri Gagarin



Leonardo da Vinci



Charles Dickens



Rudolf Nureyev



- 1 Who painted the *Mona Lisa*?
- 2 Who wrote *David Copperfield*?
- 3 Who travelled into space?
- 4 Who could play the violin really well?
- 5 Who was a Russian ballet dancer?
- 6 Who was a nurse?

3 Sing along.

Astronauts and doctors,
Nurses, writers, teachers -
They made the world a better place,
They did it for the human race!

*They did what they did,
They gave it their best!
And now it is up to us
To try and do the rest!*

Artists and composers,
Athletes, actors, dancers -
They made the world a better place,
They did it for the human race!

4  Read and match the texts to the pictures.



a

1 Judy Garland was a famous singer and actress. She started singing when she was just a child. As a young girl, she played the part of Dorothy in *The Wizard of Oz*.

2 Charlie Chaplin was a famous actor. Everyone loved his films because they were very funny. They called him "The Little Tramp".

3 Jesse Owens was a famous athlete. He won four gold medals in the 1936 Olympics – the first American in history to do this.



b

c

5  Portfolio: Write about a famous person.

FUN TIME

Which verb changes to its past tense form when you take its first letter and put it as the last letter? Need help? It's one of the verbs on p. 60.

Tongue Twister! Say the following sentence as fast as you can!

Betty bought butter but the butter was bitter, so Betty bought better butter to make the bitter butter better.



Did you Know?

Every time Beethoven sat down to write music, he poured ice water over his head.



Leonardo da Vinci invented the scissors.

1 Read and complete the sentences using the *past simple*.

A: What happened?

B: | 1)  slipped and 2) 

A: Did you 3) 

B: | 4)  my arm.

A: Oh, no!

2 Write the words. Then match them to the pictures.



1 aotrc

2 iattsr

3 coorp sme

4 rneus

5 satrces

6 talheet

7 iterrw

actor

.....

.....

.....

.....


.....

.....



3 Read the text and say why the following years are important.

1934 1955 1960 1961 1968



Yuri Alexeyevich Gagarin was born in 1934 in Klushino, Russia. His father was a carpenter and his mother was a milkmaid. At secondary school he studied Maths, his favourite subject, and Physics. After that he went to a technical school where he joined a flying club. He went to Orenburg Pilot's school in 1955 and trained for the air force. Gagarin became a cosmonaut in 1960. He flew into space on the Soviet spacecraft *Vostok 1* on 12 April 1961, and became the first man in space. The flight made him a hero all over the world. The people of Russia gave him the Order of Lenin and made him a deputy of the Soviet parliament, the Supreme Soviet. Gagarin died in an aeroplane crash in 1968.



1934: That's when Yuri Gagarin was born.

4 Read the text again and find ...

- 1 a word that means *a person who makes and repairs things from wood*.
- 2 a word that means *a woman who takes milk from cows and makes butter and cheese*.
- 3 the names of two school subjects.
- 4 another word for *astronaut*.
- 5 a word that means *a member of the parliament*.

5 Find the odd one out. Then write sentences that include that word.

1 **slip** **fall** **land** **writer**

2 **composer** **lose** **nurse** **actress**

3 **break** **actor** **athlete** **artist**

4 **Maths** **Physics** **History** **Olympics**

1 **Fyodor Dostoevsky is my favourite writer.**

2

3

4


The Stone Flower



Listen, point to the picture and say the word.



tears



Listen and read the story.

Katya goes again to Serpent Hill to look for some more stones. But she thinks about Danila again and the tears fall down her face "Where are you, Danila? Why did you leave me?" Then Katya looks round and she sees that the mountain is opening in front of her. "This must be the Magic Garden!" she says. "Perhaps this is where my dear Danila is. Maybe I can see him again!" Katya is sure that Danila is in the mountain. She starts to call out, "Danila, where are you? Answer me!" Suddenly, the Mistress of Copper Mountain appears and asks, "Why did you come to my Magic Garden? If you need the stones, take what you want and go away." Katya is surprised to see her, but she is not afraid.

1 Read the story again and put the events in the correct order.

- a Katya is not afraid of the Mistress of Copper Mountain.
- b Katya goes to Serpent Hill to look for some more stones.
- c Suddenly, the Mistress of Copper Mountain appears.
- d Katya sees the mountain opening in front of her.
- e Katya starts to call out to Danila.

2 Find one mistake in each sentence. Then correct them.

1 Katya goes to Serpent Hill to look for some more flowers.

.....

2 Katya sees that the tree is opening in front of her.

.....

3 Katya is sure that Danila is in the village.

.....

4 Katya is happy to see the Mistress of Copper Mountain.

.....

3  Let's sing!



I did not come here for the stones,
I want Danila only!
Please give Danila back to me
Without him I am lonely!

Please give me back my one true love,
I know you do not need him!
You put your magic spell on him,
And only you can free him!

I want what's mine and mine alone,
I want Danila only!
Please give Danila back to me
Without him I am lonely!



1 Read the words first to yourself and then to your friend.

- ock: knock, lock, sock, clock
- oke: joke, woke, broke, smoke, spoke, stroke
- op: hop, mop, pop, top, chop, crop, drop, shop, stop
- ore: more, sore, tore, wore, chore, score, shore, snore
- ot: dot, got, hot, lot, not, clot, plot

2 Match to make a nonsense rhyme. Then choose a rhyme and mime it to your friend. Can he/she guess the rhyme?

- | | |
|--------------|------------|
| 1 Stroke the | A shop. |
| 2 Hop to the | B dot. |
| 3 Snore | C joke. |
| 4 It's a hot | D no more. |

3 Read and complete the story. Read the story first to yourself, then to your friend.



Max's medal

1) /ðeə/ "There!" said Olga, as she finished putting a little
 2) /silvə/ medal on Max's collar. "Don't look
 3) /sæd/, Max," said Olga. "Now, if you ever get
 lost, someone can read your 4) /næm/ and
 address on this and bring you 5) /həʊm/" But
 Max was very angry, "What a stupid thing to do! A big dog
 like me, nearly six months old. I can't get lost!" And he
 6) /statɪd/ walking away from the house. Suddenly, Max turned
 around and he couldn't see the 7) /hæʊs/ He didn't know where
 he was. "Where is my house? Where is Olga?" Just then a little 8) /gɜ:l/
 and her mother opened the door. The mother 9) /lʊkt/
 at the medal. "Here is his name and address," she said. "MAX, 34
 KING ROAD. Take him home, Ana." So Ana took Max home and Olga was so
 10) /hæpi/ to get him back. Max is not angry anymore. He feels
 sorry for little dogs who haven't got a medal.

4 Read the story again and answer the questions.

- 1 How old is Max?
- 2 What is his address?

1 Complete the sentences.

- 0 Leo Tolstoy was one of the greatest Russian **writers** in history.
- 1 Tchaikovsky was a famous c
- 2 Leonardo da Vinci was an a from Italy.
- 3 Jesse Owens was a famous Olympic a
- 4 Mikhail Baryshnikov is an a and dancer.

2 What happened yesterday? Look and complete the sentences.



0 He **went** (go) shopping.



1 They (have) dinner at a restaurant.



2 She (fall) off her bike.



3 They (win) the race.



4 He (lose) his keys.

3 Read and fill in.

Did you see

I went

did you do

didn't like

A: 0) **Did you see** the film last night?

B: Yes, I did. It was fantastic!

A: Really? I 1) It at all!

A: What 2) yesterday?

B: 3) to the cinema.

What about you?

A: I played some computer games.

Now I can


- talk about things that happened in the past
- talk about jobs
- tell a story

in English



a

Warwick Castle is one of the most famous castles in England. Queen Elizabeth I visited the castle and Queen Victoria had lunch there. Today, you can visit the castle and have lunch there, too!



b

Chambord Castle is in France. It is one of the most beautiful castles in France – it looks like something out of a fairy tale! Drew Barrymore acted in a film called *Ever After* in this castle.



c

Dublin Castle is in Ireland. The tower is 800 years old! Its tower was a prison, but now it's a museum! There is also a gift shop where you can buy souvenirs.

1 Which castle? Read and choose **a**, **b** or **c**.

- 1 They made a film here.
- 2 Its tower was a prison but now it's a museum.
- 3 An English Queen had lunch there.

2 Read the text and answer the questions.

Mikhailovsky Castle in Saint Petersburg is one of the most famous castles in Russia. Vasillii Bazhenov designed the castle to protect Tsar Paul I. Forty days after the Tsar moved into the castle, someone killed him in his own bed. Now the castle is part of the Russian Museum and there is a collection of some of the most famous portraits of Russian leaders in the rooms on the second floor. There are also some beautiful statues, including one of Grigory Orlov. The castle looks different from each side because the architects used different styles.



- 1 Where is Mikhailovsky Castle?
- 2 Who designed it?
- 3 How long did Tsar Paul I stay in the castle?
- 4 What can you see on the second floor?
- 5 Why does the castle look different from each side?

3 **Portfolio:** Write about a castle or an old building in your country.

Tree Detectives!

There are many different types of trees in the world. How can you tell what type of tree it is? Easy! Just look at its leaves - each tree has got leaves that are different in shape and size. Here are some examples:



Rowan



Birch



Hazel



Elder



Holly




Yew

1 Be a Tree Detective!

What to do:

- 1 Find a tree near your house.
- 2 Does the tree lose its leaves in the winter or not?
- 3 What is the size, shape and colour of the leaves? Draw the leaves.
- 4 What does the top area of the tree look like? Draw it.
- 5 What is there around the tree? Draw the area.

Why are trees and elephants the same?



2 Now present your drawings to the class.

3 **Compound** or **simple** leaf? Read and write.



Compound leaves have got many smaller leaves stuck to the middle stem.

Simple leaves have got just one leaf with a middle stem.




1



2




3



4



5



6

1 Look, read and match.



King Arthur and Excalibur

- 1 The King of Britain, King Uther, died and Great Britain did not have a king.
- 2 The next day, a stone appeared in a market place. There was a sword in the stone and on the stone these words: *The man who pulls this sword from the stone is the true King of Britain.*

- 3 At that time, Arthur was 16. He lived with Sir Ector and his son, Kay. There was a tournament in the city for all the knights. Arthur went to the tournament as Kay's servant.
- 4 Kay couldn't find his sword and sent Arthur to look for it. Arthur couldn't find it, but saw the sword in the stone and pulled it out to give to Kay!
- 5 Everyone was amazed! Merlin appeared and said; "Arthur, you are the son of King Uther and the next King of Britain!"



2 Portfolio: Write about a legend from your country. Draw or stick pictures.

Troll Tales!



1 Listen and read the story.



• Now take roles and read.

9 The Fairy Garden

1 Listen, point and repeat.

 January	 February	 March	 April
 May	 June	 July	 August
 September	 October	 November	 December

2 Talk with your friend.

My birthday's in July.
When's your birthday?

In March.




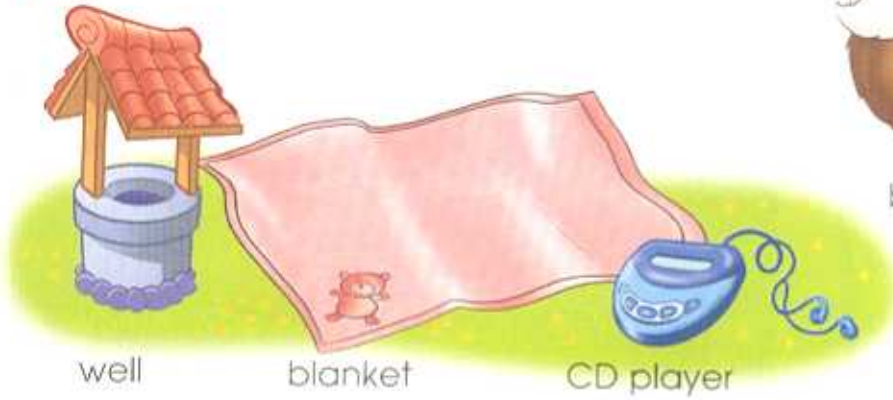
3 Match. Then listen, point and repeat.

twelfth	1	5	ninth
first	3	2	twenty-first
hundredth	100	4	fiftieth
second	12	9	fifth
third	21	50	fourth

4 Read and complete.

- C** is the **third** letter of the alphabet.
- April** is the month of the year.
- May Day** is on the of May.
- L** is the letter of the alphabet.
- Tuesday** is the day of the week.

5  Listen, point and repeat.



6  Look at the picture and read the sentences. Write **yes** or **no**.



- | | | | |
|------------------------------------|------------|---|-------|
| 1 The girl is listening to music. | yes | 6 The man in the picture has got a moustache. | |
| 2 Her CD player is pink. | no | 7 He has got a beard, too. | |
| 3 She has got short curly hair. | | 8 He is sitting next to a well. | |
| 4 The boy is sitting on a blanket. | | | |
| 5 He is holding a ball. | | | |



FAIRY FILES * **FAIRY FILES**



Question words (GR 122)

Who is Mike?

He's my cousin.

What are these?

They're **fairy armadillos**.

When's Fairy Day?

On 24th June.

Where's Tracy?

She's **at the cinema**.

Why are you so tired?

Because I went to bed late.

How old are you?

I'm **ten years old**.



1 Talk with your friend.

- your name?
- spell your name?
- old are you?
- favourite colour?
- best friend?
- time you usually get up?
- phone number?



2 Read and correct.

1 **Who** are you from?

Where

2 **Who** is May Day?

3 **What** is your school?

4 **When** time is it?

5 **Where** country is

Madrid in?

6 **Where** old are you?

7 **Why** is your best

friend's birthday?

8 **When** is your favourite

colour?

The Fairy Garden


3 Read and underline. Then match.

- 1 **Why/When** are you so sad?
- 2 **When/What** is on 14th February?
- 3 **Why/What** are Faye and Fifi?
- 4 **Where/Who** can help me with the chores?
- 5 **When/Where** is my new camera?
- 6 **How/What** did you get to school?
- 7 **When/Why** is your birthday?

- a Valentine's Day!
- b It's on 16th June.
- c By bus.
- d Because I lost my new watch.
- e They're fairy penguins.
- f We can!
- g It's in the cupboard.

4 Write the questions for the words in bold.

- 1 **What is your favourite colour?**
My favourite colour is **red**.
- 2?
I am phoning **my mum**.
- 3?
My birthday is on **5th May**.
- 4?
I am **twelve years old**.
- 5?
The book is **on your desk**.
- 6?
Sharon is a doctor.
- 7?
Claire is in **Australia**.
- 8?
It's **£20**.





Future simple (GR 123)

I **will** (I'll) **feed** the dog.

Will you **help** me, please?

I hope it **will not** (won't) rain.

Yes, I **will**./No, I **won't**.



1 Read and write **will** or **won't**.

- 1 It's John's birthday on Monday. He **will** be eighteen.
- 2 She probably travel to Africa next summer. She can't wait.
- 3 Don't worry. It's only 2 o'clock. You be late.
- 4 We take a taxi. Sally can take us in her car.
- 5 I come with you. I'll stay here.



2 Look, ask and answer.

- have a big house?
- wear glasses?
- ride a motorbike?
- have a dog?
- have a beard and a moustache?
- have two children?



A: Will he have a big house?



B: Yes, he will.



3 Complete. Use **He'll** or **He won't**.

- 1 **He'll** have a big house.
- 2 wear glasses.
- 3 have a beard and a moustache.
- 4 ride a motorbike.
- 5 have a dog.
- 6 have two children.

4 Read and put a tick (✓) or a cross (X). Then write.

When I grow up

- drive a car
- be famous
- travel around the world
- have a beard and a moustache
- live in a big city
- have a lot of pets



When I grow up,

1 I will drive a car. or I won't drive a car.

- 2
- 3
- 4
- 5
- 6

5 Who will do what? Listen and find out.

1 Michael

2 Robert

3 Helen

4 Katy

a buy the cola

b make a cake

c bring a blanket

d bring a CD player



- 1 A: Who will make a cake?
B: Michael will.

9 The Fairy Garden

1 Listen and read the dialogue.

1 Why are you so happy today, Erlina?

I'm getting my garden ready for Fairy Day!

2 When's Fairy Day?

On 24th June.

3 Oh, what are these?

They're fairy armadillos!

4 Amazing!

5 Now, say hello to Faye and Fifi, the fairy penguins!

2 Read the dialogue again and say **yes** or **no**.

- 1 Erlina is getting her garden ready for Fairy Day.
- 2 Fairy Day is on 24th July.



Do you celebrate Fairy Day in your country?

- 3 Lee and Harry will get water from the well.
- 4 Alvin will feed Faye and Fifi.

9 The Fairy Garden

1 Listen, point and repeat.



bluebird



throw



silver coin




fairy bell

2 Sing along!

Fairy flowers and fairy fish -
Will you help us make a wish?
Fairy bluebird, fairy wren,
Close your eyes and count to ten!

*In the Magic Garden
We'll make a magic spell.
We'll throw a silver coin
In the wishing well!*

Fairy flowers and fairy fish -
Will you help us make a wish?
Fairy penguin, fairy bell,
We'll see you by the wishing well!



3 Throw a coin in the wishing well and make a wish. What will you wish for?

curly hair

an A in my test a new bike

a ball for my dog

a present for my mum

a nice garden for my gran

I will wish for
a new



4  Read and say **yes** or **no**.

Life in the Future



In the future, we'll go on holiday to the moon. We'll get all our energy from the sun - we won't need electricity.

Beth Williams, 9

In the future, we'll wear shoes that can fly. We'll travel by air everywhere!

Mark James, 7



In the future, we'll wear T-shirts with computers on them. Phones will be a small chip on our finger.

Simon Morris, 10

In the future, we'll ...

- 1 go on holiday to the moon.
- 2 get all our energy from the moon.
- 3 wear hats that can fly.
- 4 wear T-shirts with computers on them.

5 **Portfolio:** Write about life in the future. Stick or draw pictures.

FUN TIME

Tongue Twister! Read the following sentence as fast as you can!



If two witches watch two watches,
which witch will watch which watch?

Did you Know?

- Fairy bluebirds are small birds that live in Asia.
- Pink fairy armadillos are very small (about 90-115 mm). They live in Argentina.
- Fairy penguins (also called little penguins) live in Australia and New Zealand.
- Fairy wrens are small birds that live in Australia.

1 Complete the word puzzles.

1

January

2

February

3

March

4

July

5

September

6

November

2 Make a calendar with important dates for you.


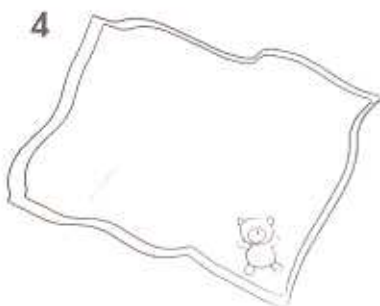
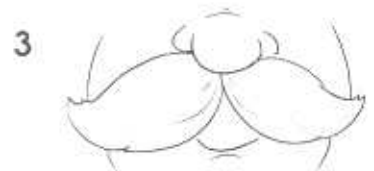
12th January - *Ivan's Birthday*

3 Read and put a tick (✓) or a cross (X). Then correct the mistakes.


- 1 Alvin's birthday is on the **fourth** of July. ✓
- 2 Fairy Day is on the **twenty-four** of June. X **twenty-fourth**
- 3 C is the **three** letter of the alphabet.
- 4 They've got **ten** cats!
- 5 He was **sixth** in the race.
- 6 September is the **nine** month of the year.
- 7 Who was the **one** president of the USA?
- 8 When is the **twelfth** of May?
- 9 Did you come back from Russia on the **thirtieth**?
- 10 Denis has got a **hundredth** pens!

4 Read and circle. Then colour.

- 1 Colour the **a t w e l l s h e o** pink.
- 2 Colour the **f a i r y b e l l i** purple.
- 3 Colour the **m o u s t a c h e s** black.
- 4 Colour the **t a n b l a n k e t** red.
- 5 Colour the **c o t c o i n n s r** green.
- 6 Colour the **a b b e a r d d s t** yellow.
- 7 Colour the **b l u e b i r d e i** blue.



The Stone Flower



Listen and read the story.

Katya answers, "I don't want your stones. Please, give me my Danila! Why did you take away the man I love?" The Mistress laughs at her. "I did not take him away. He came to me! If you don't believe me, ask him yourself!" Just then, Danila appears in front of them. Once again, tears fall down Katya's face. Danila looks at the girl he left three years ago.

The Mistress says, "You must choose, Danila. If you go home with Katya, you will forget everything you learned in the mountain. If you stay here, you must forget her." Danila looks at his Katya and says, "I'm sorry, but I can't forget the people I love. I think about Katya every minute of the day."


1 Who says the following sentences? Read the story again and answer.

- 1 *I don't want your stones.*
- 2 *I did not take him away. He came to me!*
- 3 *You must choose, Danila.*
- 4 *I'm sorry, but I can't forget the people I love.*

2 What do you think will happen next? Tell the class. Choose from the following or use your own ideas.

- Danila will go home with Katya.
- Danila will ask Katya to stay with him in the mountain.

3  Let's sing!



Choose, Danila,
Choose today!
Choose to go
Or choose to stay!

Choose, Danila,
Choose, at last!
Choose your future
Or choose your past!

Choose, Danila,
Choose to win!
Choose to end
Or choose to begin!



1 Read the story first to yourself and then to your friend.



The Bird with One Wing

Once upon a time, there was a baby bird with only one wing. The baby bird could not fly. One day the other birds said, "It is very cold here," and they all flew away. The bird with one wing was very sad. "I can't fly," it said, "and I can't live here all alone! What should I do?" Just then the little bird saw some squirrels.

"Please, can I live with you?" it asked. "Can you crack nuts for us?" asked the squirrels. "No," said the bird. "Then you cannot live with us," they answered. The poor little bird walked on until it came to a fox. "Please, can I live with you?" said the bird. "Can you catch chickens?" said the fox. "No," said the bird. "Then you cannot live with me," said the fox. So the bird walked on and on, feeling very sad. Suddenly the little bird saw a treehouse. The bird knocked on the door and Mr Rabbit opened. "Please," said the bird with one wing, "I'm all alone. Please, can I live with you?" "What can you do?" said Mrs Rabbit. "I can clean your house," said the bird. "Come in, then," said Mrs Rabbit. "That is just what we want!" So the bird with one wing cleaned Mr and Mrs Rabbit's house and was very happy in the treehouse. And every winter it went back to Mr and Mrs Rabbit when the other birds flew away to warmer places.

2 Find words in the story with the following sounds.

- | | | |
|---------------------|---------------------|-------------------|
| 1 /wɪŋ/ wing | 5 /'skwɪərlz/ | 9 /nɒkt/ |
| 2 /flaɪ/ | 6 /kræk/ | 10 /klɪn/ |
| 3 /ə'weɪ/ | 7 /kætʃ/ | 11 /flu:/ |
| 4 /ə'leʊn/ | 8 /'tʃɪkɪnz/ | 12 /'wɔ:mə/ |

3 Read the story again. What's the moral of the story?

4 Write your own version of the story. Change the animals the little bird meets and what they ask it to do.

1 Complete the missing months.

January, 0) **February**, March, 1), May, 2), July,
3), September, 4), November, 5)

2 Read and match.

a **12th**

c **1st**

e **22nd**

- 0 first
- 1 fifth
- 2 ninth
- 3 twelfth
- 4 eighteenth
- 5 twenty-second

b **18th**

d **9th**

f **5th**

3 Make sentences.

0 me, - help - Will - you - please?

Will you help me, please?

1 I - won't - hope - snow, - it

2 here - They'll - at - be - seven.

3 buy - Will - car? - he - new - a

4 won't - the - come - to - party. -

She

4 Read and answer.

- 1 What's your last name?
- 2 Where are you from?
- 3 When is your birthday?
- 4 Who's your favourite singer?

Now I can

- ask and answer questions
- say the months
- talk about life in the future

in English

10 Port Fairy

1 Listen, point and repeat.



2 Read the sentences and write the words.

- 1 Boys wear these when they go swimming.
- 2 You should put on some of this before you go swimming.
- 3 Girls wear this when they go swimming.
- 4 In the summer, you wear these on your feet.
- 5 You can sleep in this.
- 6 You put these on when it's sunny.

3 What aren't they wearing? Choose.



- 1 skirt
- 2 jumper
- 3 hat
- 4 socks



- 1 boots
- 2 coat
- 3 dress
- 4 jumper



- 1 sunglasses
- 2 sandals
- 3 coat
- 4 swimming trunks



- 1 trousers
- 2 shirt
- 3 shoes
- 4 swimsuit



4 Listen, point and repeat.



5 Complete. Then sing along!

I'm going to 1)  swim! I'm going to swim!

I'm going to swim in the sea so 2) 

Be careful! Be careful!

A big white shark is going to 3)  you!

I'm going to camp! I'm going to camp!

I'm going to camp in a 4)  for two!

Be careful! Be careful!

A big black 5)  is going to come, too!

6 Rearrange the letters to find out what Sam is going to do on holiday.

- | | |
|------------|-----------|
| 1 vidngi | go diving |
| 2 emiapng | go |
| 3 sinufrg | go |
| 4 simmwing | go |
| 5 iihsfng | go |





Be going to (GR 123)

I'm **going to** take a sleeping bag.
 He's **going to** come with us.
 We're **going to** go on that plane.
 They're **going to** visit the museum.

I'm **not going to** go camping.
 Are we **going to** go surfing?
 Yes, we **are**. / No, we **aren't**.



1 Read and complete. Use **am**, **is** or **are**.

- 1 It **is** going to rain tomorrow. I going to take my umbrella with me.
- 2 They going to go dancing tomorrow. Why don't you go with them?
- 3 The weather going to be fine tomorrow.
- 4 We going to visit the National Museum. Come with us!
- 5 She going to go sailing next week.
- 6 He going to buy a new tent.
- 7 I going to play tennis tomorrow.
- 8 Emma and I going to go to Tina's party next Saturday.



2 What are Pog and Trog going to do next week? Look and say.

Monday:	visit Mog
Tuesday:	go dancing
Wednesday:	go to the dentist's
Thursday:	play tennis
Friday:	watch a football match
Saturday:	Popsie's party



Pog and Trog are going to visit Mog next Monday.



3 What about you? Tell your friend.

4 What are Jake and Jilly going to do tomorrow? Talk with your friend.

	Jake	Jilly
pack a rucksack	✓	x
buy a map	x	✓
go camping	✓	✓
buy souvenirs	x	x
go diving	✓	x
go surfing	x	✓

Is Jake going to pack a rucksack?

Yes, he is. Is Jilly going to pack a rucksack?

No, she isn't.

5 Read and answer.

Imagine you're going to go camping.

- Where are you going to go?
- Who are you going to go with?
- How are you going to get there?
- What are you going to take with you?
- What are you going to do when you get there?

Let's play!

Yes, I am.

Are you going to be a singer?



Present perfect (GR 124)

I **have lived** in Italy.
 He **has sailed** across the Atlantic Ocean.
 We **have finished** our homework.

I **have not watched** this film before.
Have they **travelled** to Spain?
 Yes, they **have**./No, they **haven't**.

Have you **ever been** to England?
 I **have never travelled** to Italy.

I **have already called** Vladimir.
 I **haven't written** the email **yet**.



1 Complete the sentences using the verbs in the *present perfect*.

- | | |
|---|--|
| 1 We haven't finished (not/finish) our homework yet. | 4 (they/call) you yet? |
| 2 They (live) in Poland. | 5 The children (not/watch) any TV today. |
| 3 He (stay) in this big hotel. | 6 I (play) football with David Beckham. |



2 Match. Go to p.126 and check your answers.

come be
 fly go drive
 run sit make
 do write swim
 break see know
 take buy
 eat
 drink

sat bought
 flown
 gone come taken
 done written known
 swum eaten seen
 run driven made
 broken been
 drunk

3 What has Maria Petrova done in her life? Look at the pictures and make sentences. Use the phrases below.

be to Rome fly a helicopter eat frogs' legs
swim across the Black Sea meet Vladimir Putin drive a tractor



- 1 She has flown a helicopter. 4
- 2
- 3
- 5
- 6

4 What has Jim already done? What hasn't he done yet? Look at the list and say.

clean windows ✓ make lunch ✓ call Mark ✗
wash the dishes ✗ write to Julie ✓ play tennis with Roy ✓
buy sandals ✗ take the dog for a walk ✗

*He has already cleaned the windows.
He hasn't washed the dishes yet.*

5 Make questions. Then answer them about yourself.

- 1 you/ever/live/in another country?
Have you ever lived in another country?
Yes, I have. or **No, I haven't.**
- 2 you/ever/visit/Red Square?
.....
- 3 you/ever/swim/in a river?
.....
- 4 you/ever/make/breakfast for your mother?
.....
- 5 you/ever/meet/somebody famous?
.....
- 6 you/ever/drink/tea?
.....

10 Port Fairy

1 Listen and read the dialogue.



2 Read the dialogue again and say **yes** or **no**.

- 1 Harry's suitcase is small.
- 2 The children are going to go sailing.


Next day ...



7

What are we going to do today?

Port Fairy is so cool!



8

No, we aren't. But we're going to go sailing.


Are we going to go surfing, Miss?



9

Alvin! What are you wearing?

A wetsuit. I'm going to go diving!



10

Look! Alvin is swimming with the dolphins!



11

We're going to have a great summer!


Have a nice holiday, everyone!



Do you think there is a place called Port Fairy?

- 3 Alvin's wearing a wetsuit.
- 4 He's swimming with the hippos.

10 Port Fairy

1  Listen, point and repeat.





2 **I am you!** Imagine you are your friend. Complete the sentences.


 My favourite colour is


 I don't like

 My lucky number is

 This evening I'm going to

 I like

 When I grow up, I'm going to

 Compare your answers with your friend. Did you get any answers right?

3  Sing along!





We are going to fly to the sky,
We are going on holiday!
Yes, we're going to fly on the wings of a dove
♥ Singing Polly - Wolly - Doodle all the day!

*Fly away!
Fly away!*

*We are going to fly away!
We are going away on a holiday
Singing Polly - Wolly - Doodle all the day!*

We are going to fly to the sky,
We are going on holiday!
Yes, we're going to send you lots of love
Singing Polly - Wolly - Doodle all the day!



4  Read the text and choose the right word.

Hi, Ben!

I'm going to go 1) **camping** with my dad next weekend. We're
going to take a big 2) **skiing** and camp by a river. We're going
to go fishing! I hope it's going to be 3) **house**
tent because I want to
go swimming, too! My dad and I are going to make a big fire and
4) **cook** our own food. It's going to be great!
fix


What are you going to do 5) **next**
last weekend?

See you soon.

Love,

Danny



5  Portfolio: What are your plans for the next weekend? Write. Attach or draw pictures.

FUN TIME

Read the following proverb.
What does it mean? Have
you got a similar proverb in
your language?



A journey of a thousand
miles starts with a single step.

Did you Know?

Monday's Child is a popular nursery rhyme.
What we are like depends on the day we
were born. Do you agree?

Monday's child is fair of face,
Tuesday's child is full of grace.
Wednesday's child nice to know,
Thursday's child has far to go.
Friday's child is loving and giving,
Saturday's child works hard for a living.
But a child born on a bright SUNDAY
is fair and wise and good always!

Explain the meaning of the
rhyme in your language.

1 Look, read and number. Then complete.

Gary

Alice



- 1 camera 2 sleeping bag 3 sandals 4 wetsuit 5 sunglasses
 6 sun cream 7 map 8 swimsuit 9 handbag 10 swimming trunks


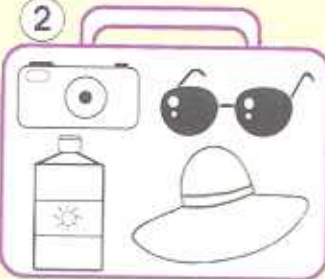


Gary is going to take his camera,

Alice is going to take

2 Write. Then circle the odd one out.

1				
	funfair	tent	cinema	restaurant
2				
3				
4				

3 Listen and match the names to the suitcases.

a Harry	b Lee	c Emma	d Mona
1 	2 	3 	4 

4 Now look and say.

Harry is going to take his shorts, ...

The Stone Flower



Listen, point to the pictures and say the words.



couple



stone carver



Listen and read the story.

The Mistress smiles and says, "All right, Danila. Go back home and for your honesty, I will reward you. You will not lose the craft that you have learned here. But you must not tell the people of the village about my Magic Garden."

Katya and Danila go home happy. Everyone in the village is excited to see the young couple back together again. They all ask, "Danila, where did you go?" Danila just smiles and says, "I went to study my craft with a master who lives far away."

Danila became famous all over Russia and people called him the greatest stone carver in the Ural Mountains. And so Katya and Danila lived happily ever after!

1 Are the sentences True or False? Read the story again and say **true** or **false**.

- 1 The Mistress of Copper Mountain rewards Danila for his honesty.
- 2 The Mistress of Copper Mountain wants everyone to know about her Magic Garden.
- 3 Katya and Danila stay on the mountain.
- 4 Everyone in the village is excited to see Katya and Danila again.
- 5 Danila became famous all over Russia.

2 Read the story again and find the word or words that mean:

- 1 OK
- 2 two people
- 3 learn
- 4 not near

3  Let's sing!



The most precious things in life
Are right before your eyes
The people that you love the most
Are always by your side

*There's no need to go away
There's no need to go too far
When you find the ones you love
You will find your shining star*

The most precious things in life
Are right in front of you
And they're the ones who love you for
The things you say and do



1 Complete the story. Then read it to your friend.

THE HUNGRY LITTLE DOG

Once upon a time, there was a 1) /'hʌŋɡri/ **hungry** little dog. He had no 2) /hæm/, no name and very often no 3) /fu:d/ Sometimes he was so hungry that he ate things like 4) /peɪpə/ bags! He walked around the houses with a hungry look and kind people usually 5) /ɡev/ him something to eat. Sometimes the little dog was so excited that he knocked things over. People thought the dog was mad, but he was not mad. He was just a very 6) /speɪl/ dog.

One day, a man watched the funny little dog. The man was very surprised. "I've got an idea," said the man. "This dog is a great 7) /æktə/ " The man took him home and gave him a name, Lucky. Now, Lucky had plenty of food and a good home.

Lucky was a great actor and soon became famous. Of course, he made a lot of 8) /'mʌni/ for his master, and he was never hungry again. He ate what he liked for 9) /'dɪnə/ went out when he liked, and stayed in bed late in the 10) /'mɔ:niŋz/ The little dog was very pleased with himself. "Woof! Woof! I am not a hungry little dog now - I AM A FILM 11) /sta:/"



2 Read the story again and answer the questions.

- 1 What did the dog do when he was excited?
- 2 What name did the man give to the dog?
- 3 What happened in the end?

3 Work in pairs. Student A is the dog's master. Student B is a reporter who wants to find out all the information he/she can about the dog. Act out the interview.

1 Look at the pictures. Then read and complete the sentences.

- 0 You wear this when you want to go diving.
- 1 You should always put some of this on before you stay in the sun.
- 2 This is what you buy to remember your holidays.
- 3 You use this so you won't get lost.
- 4 You wear these on your feet in the summer.
- 5 You put things inside this and carry it on your back.

wetsuit



2 Read and match.

- | | |
|---|---|
| <ol style="list-style-type: none"> 0 It's sunny. 1 Mum's in the kitchen. 2 I'm thirsty. 3 I feel tired. 4 It's already six o'clock. 5 She lost her phone. | <ol style="list-style-type: none"> a He's going to be late. b I'm going to go to bed. c She's going to buy a new one. d She's going to make lunch. e It's going to be hot today. f I'm going to have some lemonade. |
|---|---|

3 Read and choose a or b.

- | | |
|--|---|
| <ol style="list-style-type: none"> 0 Is Jake going to pack his rucksack?
 <input checked="" type="radio"/> a No, he isn't.
 <input type="radio"/> b Yes, we are. 1 Are you going to be a singer?
 <input type="radio"/> a I like the song.
 <input type="radio"/> b No, I'm going to be a dancer. 2 What are you going to do this weekend?
 <input type="radio"/> a We are going to go swimming.
 <input type="radio"/> b No, we aren't. 3 Where are you going to go on holiday?
 <input type="radio"/> a We're going to go in June.
 <input type="radio"/> b We're going to go to France. | <ol style="list-style-type: none"> 4 Are James and Janet going to come with us?
 <input type="radio"/> a We are going to go surfing.
 <input type="radio"/> b No, they're going to go surfing. 5 Are we going to buy a tent?
 <input type="radio"/> a We are going to fly to Spain.
 <input type="radio"/> b Yes, we are. |
|--|---|

Now I can

- name things to take on holiday
- talk and write about holiday plans

in English

1 Choose the best holiday for each family.



The Bartons

Like: dancing and funfairs!

1



The Taylors

Like: shopping and swimming!

2



The Deans

Like: sports and animals!

3

Banff, Canada

Banff is a great place to visit. You can go skiing in the Rocky Mountains. You can even ride a snowmobile! There are some amazing animals here, too. Have you ever seen a buffalo? Come and have a look!

Corfu, Greece

Have you ever dreamed of a paradise island? Come to sunny Corfu. There are lots of great beaches where you can swim in the beautiful blue sea. You can also visit the museums and do some shopping in Corfu Town!

Blackpool, England

Blackpool is a fun place to visit! It has been a popular seaside resort for years. You can go dancing in the music hall or go for a walk in one of the parks. There is a big funfair with some amazing roller coasters, too!

2 Read the text and explain the words in bold. Check your answers with the dictionary at the back of the book.

Krasnaya Polyana



Krasnaya Polyana is the best ski and snowboard **resort** in Russia. The 2014 Winter Olympics will take place there. This resort is famous for its excellent **ski slopes** and wonderful hotels. The **lifts** are fast and the **local** rescue team is the best in Russia.



Krasnaya Polyana is 45 km from Adler City where there is an **airport** and a train station, so the resort is easy to get to. Hundreds of Moscow skiers and snowboard riders spend weekends at Krasnaya Polyana during the winter.

3 Read the text again and complete the sentences.

- 1 Krasnaya Polyana is a ski in Russia.
- 2 It will host the Olympics.
- 3 It is from Adler City.
- 4 It is easy to get to Krasnaya Polyana because there is an and a in Adler City.

4 **Portfolio:** Write about a famous holiday resort in your country.

Earth Day

Earth Day is the day we celebrate that the Earth is beautiful and we need to take care of it! The first Earth Day was on 22nd April, 1970.

Today, people from 174 countries celebrate Earth Day. It is a day when everyone tries to look after the planet. People plant trees and collect glass, paper and plastic to recycle.

1 Read and answer.

- 1 When was the first Earth Day?
- 2 How many countries celebrate Earth Day?
- 3 What do people do on Earth Day?

2 Let's sing!

We've got the planet in our hands!
We've got the planet in our hands!
We've got the planet in our hands!
Understand ... in our hands!

- *We've got the flowers in our hands!*
- *We've got the rivers in our hands!*
- *We've got the animals in our hands!*

3 Craftwork



4 Think of your own verse for the song!

1 Look and talk with your friend.

Temperatures in July

City	°C	°F	
Cairo (Egypt)	36	96	boiling hot
Acapulco (Mexico)	31	89	very hot
Tokyo (Japan)	29	84	quite hot
Moscow (Russia)	24	76	very warm
Dublin (Ireland)	19	67	warm
Sydney (Australia)	16	62	quite cool



What's the weather like in Cairo in July?



It's boiling hot.
It's about 36 degrees Celsius!

2 Choose one of the cities to visit. Decide what to pack and make a list.




.....

.....

.....

.....

.....



• Now tell your friend.

I'm going to go to Acapulco. I'm going to take ...



Troll Tales!



1 Listen and read the story.

It's the
er like in
in July?



• Now take roles and read.

Valentine's Day/Peter and Fevronia Day

- 1 Look at the pictures and the title of the text. What is the text about? How do you think the people in the pictures are related to the text? Tell the class. Then read the text and check your answers.



The History Of Valentine's Day

Every February, all over the world, people exchange sweets, flowers and gifts in the name of St. Valentine. But who was St. Valentine? Why do we celebrate Valentine's Day on 14th February? Why do we give flowers and cards?

Some people believe that Father Valentine was a priest in Italy in the third century. The Roman Emperor Claudius II didn't want his soldiers to marry. But Father Valentine continued to marry them in secret. When Claudius found out, he put Father Valentine in prison. Father Valentine died on 14th February.

When Father Valentine was in prison, the young couples he married visited him secretly and gave him flowers and thank-you notes. That's how the tradition of giving flowers and cards started.



- 2 What do you know about Peter and Fevronia Day? Complete the sentences. Then read and check your answers.

- 1 Peter and Fevronia Day is on
- 2 Peter and Fevronia are patron saints of
- 3 One of the traditions is to exchange, a type of Valentine's Day card.

The Day of Married Love and Family Happiness holiday is on 8th July, Peter and Fevronia day, the Orthodox patron saints of marriage and family life.

A 16th-century story tells how Prince Peter, who ruled the Russian city of Murom in the 13th century, was very ill. Fevronia, a young peasant woman cured the prince and he promised to marry her. The prince at first broke his promise, but in the end they got married. Peter and Fevronia died at the same time on 8 July, 1228. The city of Murom is the centre of the celebrations. One of the traditions is to exchange 'fevronki', a type of Valentine's Day heart-shaped cards.

3 Complete the Valentine's Cards. Then listen and check your answers.

what Valentine do you heart red song love

To: Fiona
 Roses are 1)
 Violets are blue!
 Chocolate is sweet
 And so are 2)!
Happy Valentine's Day!

To: Harry
 I'm sending my
 3) and best wishes,
 too! What else can I do to say
 4) you?
BE MY VALENTINE!

To: Emma
 I just want to be with you,
 I love everything you 5)
 I can't hide my feelings for you,
 I hope you can be my
 6) soon!
Have fun on Valentine's Day!

To: William
 I'm sending you my true love
 And here's 7) else
 I'll do. I'll ask a little bluebird
 To sing a 8)
 for you!
YOURS FOR EVER!



4 How do they celebrate Valentine's Day in the US and Japan? Read and answer.

United States

In the US, children celebrate Valentine's Day with great enthusiasm. In a lot of schools students sing songs, dance and perform plays. They make gifts and cards and give them to their friends and teachers. 👤 Patrick 14

Japan

In Japan, people celebrate Valentine's Day on 14th February and on 14th March. On the first date, women give chocolates or gifts to men. Men who receive chocolates or gifts on Valentine's Day should return the favour to women on 14th March, exactly a month after Valentine's Day. 👤 Akino 16

5 Now write how you celebrate Valentine's Day in your country.

Грамматический справочник

Module 5

Глагол **must/mustn't**

Мы употребляем глагол **must**, чтобы сказать, что кому-то **необходимо** что-то сделать.

*You **must** put out the fire. Ты должен погасить огонь.*

*You **mustn't** drop litter. Сорить нельзя.*

Конструкция **have to**

- Конструкция **have to** используется чтобы сообщить о том, что следует сделать согласно **существующим правилам**.

*Olga **has to** wear a school uniform. Ольге приходится носить школьную форму. (= Это школьное правило. Ей нельзя носить в школе другую одежду.)*

- Конструкция **have to** используется, чтобы показать, что нечто делать **необязательно**, для этого нет необходимости.

*You **don't have to** get up early tomorrow. Тебе не нужно рано вставать завтра. (= Рано вставать необязательно. Ты можешь встать позже.)*

Глагол **should/shouldn't**

Мы используем глагол **should/shouldn't**, чтобы дать кому-то **совет**.

*You **should** go to the doctor's.*

*You **shouldn't** go outside.*

Личные местоимения

Личные местоимения в именительном падеже	Личные местоимения в объектном падеже
(используются перед глаголом вместо имени)	(используются после глагола вместо имени)
I	me
you	you
he	him
she	her
it	it
we	us
you	you
they	them
<i>Mark has got a headache.</i>	<i>Look at Mark.</i>
<i>He has got a headache.</i>	<i>Look at him.</i>

Module 6

A lot of/much/many

- A **lot of** используется в утвердительных предложениях с **исчисляемыми существительными во множественном числе** и с **неисчисляемыми существительными**.

*There are **a lot of** lemons in the cupboard.*
*There is **a lot of** cheese in the fridge.*

- **Much** используется только в **вопросительных** и **отрицательных** предложениях с **неисчисляемыми существительными**.

*Is there **much** bread?*

*There isn't **much** milk in the carton.*

- **Many** используется только в **вопросительных** и **отрицательных** предложениях с **исчисляемыми существительными во множественном числе**.

*Are there **many** sandwiches?*

*There aren't **many** strawberries in the cake.*

- **How many** употребляется с **исчисляемыми существительными во множественном числе**, а **how much** с **неисчисляемыми существительными**.

*How many apples are there? **A lot!/Not many!***

*How much sugar is there? **A lot!/Not much!***

A few/a little

- **A few** употребляется с существительными во множественном числе, когда говорим о небольшом количестве предметов:
I've got a few bananas. У меня есть немного бананов.
She's got a few mangoes. У неё есть немного манго.
- Мы употребляем **a little** с неисчисляемыми существительными, когда говорим о небольшом количестве продукта:
We've got a little cheese. У нас есть немного сыра.
He's got a little milk. У него есть немного молока.

Some/any/no – Somebody/something

- **Some** используется с исчисляемыми существительными во множественном числе (*pens, apples, books*) и неисчисляемыми существительными (*ice cream, sugar, rice*) в утвердительных предложениях:
There are some books on my desk.
There is some rice in the cupboard.
- **Any** употребляется с исчисляемыми существительными во множественном числе и неисчисляемыми существительными в вопросительных и отрицательных предложениях.
Are there any children in the park?
Is there any ice cream in the fridge?
- Мы употребляем **no** в отрицательных предложениях вместо **not ... any**.
There is no milk in the fridge. (There isn't any milk in the fridge.)
There are no buses today. (There aren't any buses today.)
- В вопросах **some** используется, чтобы предложить что-то или попросить о чём-то.
Would you like some milk?
Can I have some tea, please?
- **Somebody, anybody** и **nobody** используют, когда говорят о человеке:
 - **somebody** в утвердительных предложениях:

There is somebody here to talk to you.

- **anybody** в вопросах:

Is there anybody in the class?

- **anybody** и **nobody** в отрицательных предложениях:

There isn't anybody in the kitchen.

There is nobody in the kitchen.

- **Something, anything** и **nothing** используют, когда говорят о предметах:

- **something** в утвердительных предложениях:

There is something in your milk. What is it?

- **anything** в вопросах:

Is there anything I can do for you?

- **anything** и **nothing** в отрицательных предложениях:

I'm very thirsty, but there isn't anything to drink.

I'm very thirsty, but there is nothing to drink.

Притяжательные местоимения

Основная форма притяжательных местоимений	Абсолютная форма притяжательных местоимений
my	mine
your	yours
his	his
her	hers
its	—
our	ours
your	yours
their	theirs

Притяжательные местоимения используются вместо существительных.

My house is there. Where is yours? (= your house)

Module 7

Past simple (Прошедшее простое время)

Утверждение	Вопрос
I worked	Did I work?
You worked	Did you work?
He worked	Did he work?
She worked	Did she work?
It worked	Did it work?
We worked	Did we work?
You worked	Did you work?
They worked	Did they work?

Отрицание	
Полная форма	Краткая форма
I did not work	I didn't work
You did not work	You didn't work
He did not work	He didn't work
She did not work	She didn't work
It did not work	It didn't work
We did not work	We didn't work
You did not work	You didn't work
They did not work	They didn't work

- Мы употребляем **past simple**, когда говорим о том, что что-то произошло в **прошлом**. Обычными указателями этого времени являются: **yesterday**, **last year**, **five years ago** и т. д.
I played football yesterday.

- Утвердительные предложения с правильными глаголами строятся по формуле: **подлежащее + глагол с окончанием -ed**.
listen – listened work – worked

Правила написания

- Глаголы, оканчивающиеся на **-е**, прибавляют окончание **-d**.
bake – baked dance – danced
- У глаголов, оканчивающихся на **согласную + у, -у** меняется на **і** и прибавляется окончание **-ed**.
study – studied carry – carried
НО *play – played*
- У глаголов, оканчивающихся на

ударную гласную и следующую за ней **согласную**, согласная буква удваивается и добавляется окончание **-ed**.
stop – stopped travel – travelled

Краткие ответы

- Did you play football? — Yes, I/we did.
No, I/we didn't.
- Did he/she/it live in London? — Yes, he/she/it did.
No, he/she/it didn't.
- Did they dance all night? — Yes, they did.
No, they didn't.

Module 8

Past simple (неправильные глаголы)

Утверждение	Вопрос
I went	Did I go?
You went	Did you go?
He went	Did he go?
She went	Did she go?
It went	Did it go?
We went	Did we go?
You went	Did you go?
They went	Did they go?

Отрицание	
Полная форма	Краткая форма
I did not go	I didn't go
You did not go	You didn't go
He did not go	He didn't go
She did not go	She didn't go
It did not go	It didn't go
We did not go	We didn't go
You did not go	You didn't go
They did not go	They didn't go

- Неправильные глаголы** имеют собственные формы в **past simple**.
go – went see – saw
come – came
- Вопрос и отрицание строятся по следующей формуле: **did/didn't + начальная форма глагола**.

I saw Michael at the party yesterday.
Did you see Jenny at the cinema?
We didn't see you at the park. Where were you?

Инфинитив

- **Полный инфинитив** (частица **to** + начальная форма глагола) используется с глаголом **want**:
I want to go to Moscow at the weekend.
- Инфинитив без частицы **to** употребляется после **модальных глаголов** (can, must, should, may).
We can play football.
We must leave now.
You should go to the dentist's.
May I open the window?

Module 9

Вопросительные слова

- **Who** употребляется, когда спрашиваем о **людях**.
Who is she? She's my friend, Zara.
- **What** используется, когда спрашиваем о том, **что есть что**, или о том, **чем кто-то занимается**.
What's that? It's my new camera.
What's she doing? She's dancing.
- **Where** употребляется, когда спрашиваем о **местонахождении** чего-либо.
Where is Sue? In the garden.
Where is Paris? In France.
- **When** используется, когда спрашиваем о **времени**.
When is your birthday? On 4th July.
- **Why** употребляется, когда спрашиваем о **причине**. Мы отвечаем на такие вопросы, начиная с **because** (потому что).
Why are you late? Because I missed the bus.
- **How** используется, когда спрашиваем об **образе действия**.
How are you going to go to the USA? By plane.

Future simple (будущее простое время)

Утверждение	
Полная форма	Краткая форма
I will travel	I'll travel
You will travel	You'll travel
He will travel	He'll travel
She will travel	She'll travel
It will travel	It'll travel
We will travel	We'll travel
You will travel	You'll travel
They will travel	They'll travel

Отрицание	
Полная форма	Краткая форма
I will not travel	I won't travel
You will not travel	You won't travel
He will not travel	He won't travel
She will not travel	She won't travel
It will not travel	It won't travel
We will not travel	We won't travel
You will not travel	You won't travel
They will not travel	They won't travel

Вопрос
Will I travel?
Will you travel?
Will he travel?
Will she travel?
Will it travel?
Will we travel?
Will you travel?
Will they travel?

Future simple используется, когда речь идёт о будущих действиях.

I will buy a new coat.

Краткие ответы

Will you go to London? — Yes, I/we will.
 No, I/we won't.

Module 10

Оборот **be going to**

Утверждение	
Полная форма	Краткая форма
I am going to swim	I'm going to swim
You are going to swim	You're going to swim
He is going to swim	He's going to swim
She is going to swim	She's going to swim
It is going to swim	It's going to swim
We are going to swim	We're going to swim
You are going to swim	You're going to swim
They are going to swim	They're going to swim

Отрицание	
Полная форма	Краткая форма
I am not going to swim	I'm not going to swim
You are not going to swim	You aren't going to swim
He is not going to swim	He isn't going to swim
She is not going to swim	She isn't going to swim
It is not going to swim	It isn't going to swim
We are not going to swim	We aren't going to swim
You are not going to swim	You aren't going to swim
They are not going to swim	They aren't going to swim

Вопрос
Am I going to swim?
Are you going to swim?
Is he going to swim?
Is she going to swim?
Is it going to swim?
Are we going to swim?
Are you going to swim?
Are they going to swim?

- Оборот **be going to** используется, когда речь идёт о будущих **планах** и **намерениях**. Указателями времени в этом случае могут быть такие единицы, как: **tomorrow**, **next month** и т. д.
- **Утвердительные** предложения строятся по формуле: **подлежащее + am/is/are + going to + смысловой глагол**.
I am going to go sailing tomorrow.
- В отрицательных предложениях **not** ставится после **am/is/are**.
подлежащее + am/is/are + not going

to + смысловой глагол.

I'm not going to clean his room.

- Вопросительные предложения строятся по формуле:

Am/Is/Are + подлежащее + going to + глагол

Are you going to cook dinner?

Краткие ответы

Are you going to play basketball? — Yes, I am.
No, I'm not.

Is he/she/it going to play basketball? — Yes, he/she/it is.
No, he/she/it isn't.

Are they going to play basketball? — Yes, they are.
No, they aren't.

Present perfect (Настоящее совершенное время)

Утверждение	
Полная форма	Краткая форма
I have lived	I've lived
You have lived	You've lived
He has lived	He's lived
She has lived	She's lived
It has lived	It's lived
We have lived	We've lived
You have lived	You've lived
They have lived	They've lived

Отрицание	
Полная форма	Краткая форма
I have not lived	I haven't lived
You have not lived	You haven't lived
He has not lived	He hasn't lived
She has not lived	She hasn't lived
It has not lived	It hasn't lived
We have not lived	We haven't lived
You have not lived	You haven't lived
They have not lived	They haven't lived

Вопрос

Have I lived?
 Have you lived?
 Has he lived?
 Has she lived?
 Has it lived?
 Have we lived?
 Have you lived?
 Have they lived?

Краткие ответы

Have you lived in the USA? — Yes, I have.
 No, I haven't.
 Have you travelled to Russia? — Yes, I/we have.
 No, I/we haven't.

Has he/she/it left? — Yes, he/she/it has.
 No, he/she/it hasn't.

Мы употребляем **present perfect**, когда говорим о:

- событиях, которые произошли в прошлом, но нам неизвестно или неважно, когда именно они произошли:

I have lived in Moscow.

- своём опыте

Have you ever sailed across the Atlantic Ocean?

Обычно с **present perfect** используются следующие указатели времени: **ever, never, just, yet, already**.

Word List

A a

Acapulco /ækə'pʊlkəʊ/ Акапулько

act /ækt/ играть (в фильме)

actor /æktə/ актёр

actress /æktɹəs/ актриса

agree /ə'ɡri:/ соглашаться

air /eə/ воздух

air force – военно-воздушные силы

airport /'eəpɔ:t/ аэропорт

aluminium /æljə'mɪniəm/ алюминий

amazing /ə'meɪzɪŋ/ удивительный

any /'eni/ любой

anybody /'eni'bɒdi/ кто угодно

anything /'eniθɪŋ/ что угодно

apart /'əpɑ:t/ кроме

appear /ə'piə:/ появляться

April /'eɪpr(ə)l/ апрель

Argentina /,ɑ:dʒ(ə)n'ti:nə/ Аргентина

armadillo /,ɑ:mə'dɪləʊ/ броненосец

fairy armadillo – сказочный броненосец

artist /ɑ:tɪst/ художник

aspirin /'æsp(ə)rɪn/ аспирин

athlete /'æθli:t/ атлет

August /'ɔ:gəst/ август

B b

bake /beɪk/ печь

beans /bi:nz/ бобы, фасоль

beard /biəd/ борода

begin /bɪ'ɡɪn/ начинать

believe /bɪ'li:v/ верить

bin /bɪn/ мусорная корзина

biscuit /'bɪskɪt/ печенье

bitter /'bɪtə/ горький

blanket /'blæŋkɪt/ одеяло

bluebird /'blu:ɜ:zd/ птица-синешейка

body /'bɒdi/ тело

bone /bəʊn/ кость

bottle /'bɒtl/ бутылка

branch /brɑ:ntʃ/ ветка

top branch – самая верхняя ветка

brave /breɪv/ смелый

break /breɪk/ ломать

breakfast /'breɪkfəst/ завтрак

bright /braɪt/ яркий

bring /brɪŋ/ приносить

brooch /brəʊtʃ/ брошь

buffalo /'bʌl(ə)ləʊ/ бык

burst /ɜ:st/ лопаться

bush /bʊʃ/ куст

butler /'bʌtlə/ слуга

butter /'bʌtə/ масло

C c

cabbage /'kæbɪdʒ/ капуста

cage /keɪdʒ/ клетка

Cairo /'kaɪrəʊ/ Каир

camp /kæmp/ лагерь

can /kæn/ 1. жестяная банка;

2. мочь, уметь
carpenter /'kɑ:pɪntə/ плотник
carry /'kæri/ тащить
carton /'kɑ:t(ə)n/ пакет (сока)
castle /'kɑ:sl/ замок
catch /kætʃ/ ловить
CD player /si:'di:pleɪə/ CD-плеер
celebrate /seləbreɪt/ праздновать
celebration /selə'breɪʃ(ə)n/ праздник
Celsius /'selsɪəs/ Цельсий
century /'sentʃ(ə)rɪ/ век
cheese /tʃi:z/ сыр
cottage cheese творог
chess /tʃes/ шахматы
chip /tʃɪp/ электронный чип
chips /tʃɪps/ жареный картофель
claw /klaʊ/ когтистая лапа
clean /kli:n/ чистить
coconut /'kəʊkənʌt/ кокосовый орех
coffee /'kɒfi/ кофе
code /kəʊd/ код, шифр
country code – правила поведения
на природе
coin /kɔɪn/ монета
silver coin /'sɪlvə 'kɔɪn/ серебряная
монета
cola /'kəʊlə/ кока-кола
cold /kəʊld/ холодный
collect /kə'lekt/ собирать
company /'kʌmpəni/ компания, фирма
composer /kəm'pəʊzə/ композитор

container /kən'teɪnə/ контейнер
continue /kən'tɪnju:/ продолжать
cook /kʊk/ 1. повар;
2. готовить
cool /ku:l/ 1. здорово (сленг)
2. прохладный
quite cool – довольно прохладно
corner /'kɔ:nə/ угол
round the corner – за углом
cosmonaut /'kɒzməʊnɔ:t/ космонавт
cough /kɒf/ кашлять
cough syrup – сироп от кашля
countryside /'kʌntɪrsaɪd/ сельская
местность
couple /'kʌpl/ пара
couscous /'kʊskʊs/ кускус
(африканское блюдо)
cover /'kʌvə/ прикрывать
crack /kræk/ щёлкать (орехи)
craft /kra:ft/ умение; дар
crash /kræʃ/ катастрофа
crown /kraʊn/ корона
cry /kraɪ/ плакать
cure /kjʊə/ лечить
cut /kʌt/ резать
cut off – обрезать

D d

dark /dɑ:k/ темнота
in the dark – в темноте
December /dɪ'sembə/ декабрь

Word List

deer /diə/ олень

degree /di'grɪ:/ градус

delicious /di'lɪʃəs/ вкусный

dentist /'dentɪst/ зубной врач

deputy /'depjʊti/ помощник

dictionary /'dɪkʃən(ə)nɪ/ словарь

dive /daɪv/ нырять

divide /dɪ'vaɪd/ разделять

doctor /'dɒktə/ врач

doorbell /'dɔːbel/ дверной замок

dove /dʌv/ голубь

Dublin /'dʌblɪn/ Дублин

dragon /'dræɡ(ə)n/ дракон

dress /dres/ платье

dress in – наряжаться

drop /drɒp/ бросать

drop litter – сорить

E e

Egypt /'ɪdʒɪpt/ Египет

electricity /,elɪk'trɪsəti/ электричество

elf /elf/ эльф

emperor /'emprəɹə/ император

empress /'emprəs/ императрица

end /end/ 1. конец;

2. заканчивать

energy /'enədʒi/ энергия

enjoy /ɪn'dʒɔɪ/ наслаждаться

enthusiasm /ɪn'θjuːzɪəz(ə)m/ энтузиазм

exchange /ɪks'tʃeɪndʒ/ обменивать(ся)

excited /ɪk'saɪtɪd/ возбуждённый,
взволнованный

exercise /'eksəsaɪz/ 1. упражнение;
2. тренироваться

expensive /ɪk'spensɪv/ дорогой

eyes /aɪz/ глаза

before your eyes – перед глазами

F f

fair /feə/ честно

This is not fair! – Это нечестно!

fairy bell /,feəri 'bel/ волшебный
колокольчик

fairy wren /,feəri 'ren/ крапивник (птица)

fall /fɔːl/ падать

favour /'feɪvə/ одолжение

ask for a favour – просить об
одолжении

feast /fiːst/ пир

February /'febrʊəri/ февраль

feed /fiːd/ кормить

feel /fiːl/ чувствовать

feel terrible – ужасно себя
чувствовать

fence /fens/ ограда

few /fjuː/ мало

a few – немного

fifth /fɪfθ/ пятый

fiftieth /'fɪftiəθ/ пятидесятый

fight /faɪt/ сражаться

film /film/ фильм
film star – кинозвезда
find /faɪnd/ находить
find out – обнаруживать

finger /'fɪŋɡə/ палец

first /fɜːst/ первый

fit /fɪt/ в хорошей форме

flour /flaʊə/ мука

forget /fə'ɡet/ забывать

fourth /fɔːθ/ четвёртый

fox /fɒks/ лиса

fried /fraɪd/ жареный

fruit /fru:t/ фрукт

funfair /'fʌnfɛə/ ярмарка

future /'fjuːtʃə/ будущее

G g

get /ɡet/ получать

get lost – потеряться

gift /ɡɪft/ подарок

giving /'ɡɪvɪŋ/ щедрый

gold /ɡəʊld/ золотой (из золота)

golden /'ɡəʊld(ə)n/ золотой
(позолоченный)

glass /ɡlɑːs/ стакан

grace /ɡreɪs/ грация

grapes /ɡreɪps/ виноград

grass /ɡrɑːs/ трава

green pepper /ɡriːn 'peɪpə/ зелёный
перец

guard /ɡɑːd/ 1. охранник;
2. охранять

H h

hairy /'heəri/ волосатый

handbag /'hændbæg/ сумочка

happiness /'hæpɪnəs/ счастье

harvest /'hɑːvəst/ урожай

harvest time – время урожая

headache /'hedɛɪk/ головная боль

healthy /'helθi/ здоровый

stay healthy – оставаться здоровым

heart /hɑːt/ сердце

hero /'hɪərəʊ/ герой

hers /hɜːz/ её

his /hɪz/ его

hold /həʊld/ держать

hold up – подавать (лапу)

honesty /'ɒnɪsti/ честность

honey /'hʌni/ мёд

hop /hɒp/ прыгать

host /həʊst/ принимать гостей

hot /hɒt/ горячий

boiling hot – огненный

quite hot – довольно жарко

human race /'hjuːmən 'reɪs/

человеческая раса

hundredth /'hʌndrədθ/ сотый

hungry /'hʌŋɡri/ голодный

hunt /hʌnt/ охотиться

Word List

hunter /ˈhʌntə/ охотник

hurt /hɜ:t/ причинять боль

get hurt – пораниться

husband /ˈhʌzbənd/ муж

I i

important /ɪmˈpɔ:t(ə)nt/ важный

indoors /,ɪnˈdɔ:z/ в помещении

instead /ɪnˈsted/ вместо

instead of – вместо

чего-либо/кого-либо

invent /ɪnˈvent/ изобретать

invite /ɪnˈvaɪt/ приглашать

Ireland /ˈaɪələnd/ Ирландия

island /ˈaɪlənd/ остров

J j

January /ˈdʒænjʊəri/ январь

jar /dʒɑ:/ стеклянная банка

join /dʒɔɪn/ вступать (в клуб)

journey /ˈdʒɜ:ni/ путешествие

July /dʒʊˈlaɪ/ июль

June /dʒu:n/ июнь

K k

keep /ki:p/ держать

keep off – не ходить (по траве)

kick /kɪk/ пинать

king /kɪŋ/ король

kneel /ni:l/ становиться на колени

knight /naɪt/ рыцарь

knock /nɒk/ стучать

L l

land /lənd/ страна; земля

last /lɑ:st/ последний

last one – последний

lead /li:d/ 1. поводок;

2. вести за собой

Keep your dog on a lead. – Держи свою собаку на поводке.

leaf /li:f/ лист (дерева)

leaves /li:vz/ листья

lemon /ˈlemən/ лимон

lemonade /ˌleməˈneɪd/ лимонад

lift /lɪft/ подъёмник

lime /laɪm/ лайм

list /lɪst/ список

shopping list – список покупок

little /lɪtl/ маленький

a little – немного

living /ˈlɪvɪŋ/ проживание

for a living – (зарабатывать) на жизнь

loaf /ləʊf/ буханка

local /ˈləʊk(ə)l/ местный

look /lʊk/ смотреть

look after – присматривать

lose /lu:z/ терять

M m

machine /mə'ʃi:n/ машина

mad /mæd/ бешеный

make /meɪk/ делать

make a noise – шуметь

mango /'mæŋɡəʊ/ манго

many /meni/ много

How many ...? – Сколько ...?

map /mæp/ карта

March /mɑ:tʃ/ март

marry /'mæri/ жениться, выходить
замуж

master /'mɑ:stə/ хозяин; мастер

matter /'mætə/ дело, вопрос

What's the matter? – Что
случилось?

May /meɪ/ май

meal /mi:l/ еда

medal /'medl/ медаль

medicine /'meds(ə)n/ лекарство

memory /'meməri/ память

melon /'melən/ дыня

Mexico /'meksɪkəʊ/ Мексика

mightier /'maɪtiə/ сильнее

mile /maɪl/ миля

milkmaid /'mɪlkmeɪd/ доярка

mine /maɪn/ мой

minute /'mɪnɪt/ минута

miss /mɪs/ скучать, опаздывать

month /mʌnθ/ месяц

moral /'mɒr(ə)l/ мораль

Morocco /mə'rɒkəʊ/ Марокко

Moscow /'mɒskəʊ/ Москва

motorbike /'mɔ:təbaɪk/ мотоцикл

moustache /mə'stɑ:ʃ/ усы

move /mu:v/ двигаться

much /mʌtʃ/ много

How much ...? – Сколько ...?

must /mʌst/ должен

N n

New Zealand /nju: 'zi:lənd/ Новая
Зеландия

no /nəʊ/ нет

nobody /'nəʊbɒdi/ никто

nonsense /'nɒns(ə)ns/ чепуха

nothing /'nʌθɪŋ/ ничто

November /nəʊ'vembə/ ноябрь

nurse /nɜ:s/ медсестра

nut /nʌt/ орех

O o

October /ɒk'təʊbə/ октябрь

olive oil /'ɒlɪv 'ɔɪl/ оливковое масло

onion /'ɒnjən/ репчатый лук

ours /aʊəz/ наш, наше, наша, наши

oven /'ʌv(ə)n/ печка, духовка

P p

packet /'pækɪt/ пакет (сока)

paella /paɪ'eɪlə/ паэлья (испанское блюдо)

rich /rɪtʃ/ богатый

roll /rɔːl/ переворачиваться

roller coaster /ˈrɔːlə ˌkəʊstə/
американские горки

root /ruːt/ корень

rubbish /ˈrʌbɪʃ/ мусор

rucksack /ˈrʌksæk/ рюкзак

rule /ruːl/ 1. правило;
2. править

S s

sail /seɪl/ плавать на судне

sailor /ˈseɪlə/ моряк

salad /ˈsæləd/ салат

salmon /ˈsælmən/ лосось

salt /sɔːlt/ соль

sandals /ˈsændəlz/ сандалии

sandwich /ˈsænwɪdʒ/ бутерброд

sardine /ˌsɑːˈdiːn/ сардина

sausage /ˈsɔːsɪdʒ/ сосиска

save /seɪv/ спасать

scare /skeə/ пугать

school /skuːl/ школа

secondary school – средняя школа

technical school – техникум

scissors /ˈsɪzəz/ ножницы

seafood /siːfuːd/ морепродукты

seaside /siːsaɪd/ побережье

second /sek(ə)nd/ 1. секунда;
2. второй

secret /ˈsiːkrət/ секрет

in secret – в секрете

sell /sel/ продавать

send /send/ отправлять

September /sepˈtembə/ сентябрь

servant /ˈsɜːv(ə)nt/ слуга

share /ʃeə/ делиться

shining star /ˌʃaɪnɪŋ ˈstɑː/ светящаяся
звезда

should /ʃʊd/ 1. следует;
2. должен

shout /ʃaʊt/ кричать

show /ʃəʊ/ показывать

side /saɪd/ сторона

by your side – на твоей стороне

skin /skɪn/ кожа

skin cream – крем для кожи

sky /skaɪ/ небо

slave /sleɪv/ раб

sleeping bag – спальный мешок

slip /slɪp/ подскользнуться

slope /sleɪp/ склон

smile /smaɪl/ улыбаться

sneeze /sniːz/ чихать

snore /snɔː/ храпеть

snowboard /ˈsnəʊbɔːd/ сноуборд

snowmobile /ˈsnəʊməʊbiːl/ снегоход

soap /səʊp/ мыло

soldier /ˈsɔːldɪə/ солдат

some /sʌm/ несколько

somebody /ˈsʌmbədɪ/ кто-то

something /ˈsʌmθɪŋ/ что-то

Word List

Soviet /səʊviət/ советский

soup /su:p/ суп

souvenir /su:və'niə/ сувенир

spacescraft /speɪskrɑ:ft/ космический
корабль

spell /spel/ 1. заклинание;
2. произносить по буквам
magic spell – магическое
заклинание

spin /spɪn/ кружиться

spoon /spu:n/ ложка

spot /spɒt/ прыщик

squirrel /'skwɪr(ə)/ белка

start /stɑ:t/ начинать

start the day – начинать день

step /step/ шаг

single step – единственный шаг

stomachache /stəmə'keɪk/ боль в
желудке

stone carver /stəʊn ,kɑ:və/ резчик по
камню

straight /streɪt/ прямой

straight from – прямо из

strawberry /strɔ:bəri/ клубника

stroke /strəʊk/ удар

strong /strɒŋ/ сильный

suddenly /sʌd(ə)nli/ вдруг

sugar /'ʃʊgə/ сахар

suitcase /su:tkeɪs/ чемодан

suit of armour /su:t əv 'ɑ:mə/
рыцарские доспехи

sunglasses /sʌŋ,glɑ:stɪz/ солнцезащит-
ные очки

sun cream /sʌn kri:m/
солнцезащитный крем

supreme /su'pri:m/ первоклассный

surf /sɜ:f/ заниматься серфингом

surprised /sə'praɪzd/ удивлённый

sweets /swi:ts/ конфеты

swimming trunks /'swɪmɪŋ ,trʌŋks/
плавки

swimsuit /'swɪmsu:t/ купальник

sword /sɔ:d/ меч

Sydney /'sɪdni/ Сидней

T t

Taiwan /taɪ'weɪn/ Тайвань

taste /teɪst/ пробовать на вкус

team /ti:m/ команда

rescue team – спасательная
команда

tear /tiə/ слеза

tent /tent/ палатка

theirs /ðeəz/ их

third /θɜ:d/ третий

thorn /θɔ:n/ шип

thorny /θɔ:ni/ колючий

throne /θrəʊn/ трон

throw /θrəʊ/ бросать

throw away – выбрасывать

tip /tɪp/ подсказка

tissue /'tɪʃu:/ носовой платок



toast /təʊst/ поджаренный хлеб, гренок

Tokyo /'təʊkiəʊ/ Токио

tomato /tə'mɑ:təʊ/ помидор

tomato juice – томатный сок

toothache /tu:θeɪk/ зубная боль

top /tɒp/ верхний

tradition /trə'dɪʃ(ə)n/ традиция

traditional /trə'dɪʃən(ə)l/ традиционный

train /treɪn/ поезд

travel /træv(ə)l/ путешествовать

treehouse /'tri:həʊs/ домик на дереве

try /traɪ/ пробовать

tuna /tju:nə/ тунец

twelfth /twelfθ/ двенадцатый

twenty-first /,twenti 'fɜ:st/ двадцать
первый

typical /'tɪpɪk(ə)l/ типичный

U u

uniform /'ju:nɪfɔ:m/ форма

upstairs /,ʌp'steəz/ наверху

V v

vegetables /vedʒtəblz/ овощи

veggies /vedʒɪz/ овощи (*разговорный*)

verse /vɜ:s/ рифма, стихотворение

villager /vɪlɪdʒə/ житель деревни

violet /'vaɪələ/ фиалка

vitamin /'vɪtəmin/ витамин

W w

warm /wɔ:m/ тёплый

warm clothes /,wɔ:m 'kləʊðz/ тёплая
одежда

watch /wɒtʃ/ 1. часы;

2. смотреть

Watch out! – Берегись!

water /'wɔ:tə/ вода

watermelon /'wɔ:tə,melən/ арбуз

wave /weɪv/ волна

weather /'weðə/ погода

wedding /'wedɪŋ/ свадьба

week /wi:k/ неделя

weekend /,wi:k'end/ выходные

well /wel/ 1. колодец;

2. хорошо

wetsuit /wetsu:t/ гидрокостюм

wheat /wi:t/ пшеница

whole /həʊl/ весь

wing /wɪŋ/ крыло

wipe /waɪp/ вытирать

wise /waɪz/ мудрый

wish /wɪʃ/ 1. желание;

2. желать

make a wish – загадывать желание

witch /wɪtʃ/ ведьма

wonder /'wʌndə/ чудо

wood /wʊd/ дерево

woods /wʊdz/ леса

wooden /'wʊd(ə)n/ деревянный

writer /'raɪtə/ писатель

wrong /rɒŋ/ неверный

What's wrong? – В чём дело?

Y y

yours /jɔ:z/ ваш, ваше, ваша, ваши



Irregular Verbs

Infinitive	Past	Past Participle	Infinitive	Past	Past Participle
be	was	been	lie	lay	lain
bear	bore	born(e)	light	lit	lit
beat	beat	beaten	lose	lost	lost
become	became	become	make	made	made
begin	began	begun	mean	meant	meant
bite	bit	bitten	meet	met	met
blow	blew	blown	pay	paid	paid
break	broke	broken	put	put	put
bring	brought	brought	read	read	read
build	built	built	ride	rode	ridden
burn	burnt (burned)	burnt (burned)	ring	rang	rung
burst	burst	burst	rise	rose	risen
buy	bought	bought	run	ran	run
can	could	(been able to)	say	said	said
catch	caught	caught	see	saw	seen
choose	chose	chosen	seek	sought	sought
come	came	come	sell	sold	sold
cost	cost	cost	send	sent	sent
cut	cut	cut	set	set	set
deal	dealt	dealt	shake	shook	shaken
dig	dug	dug	shine	shone	shone
do	did	done	shoot	shot	shot
drink	drank	drunk	show	showed	shown
drive	drove	driven	shut	shut	shut
eat	ate	eaten	sing	sang	sung
fall	fell	fallen	sit	sat	sat
feed	fed	fed	sleep	slept	slept
feel	felt	felt	smell	smelt	smelt
fight	fought	fought	speak	spoke	spoken
find	found	found	spell	spelt	spelt
flee	fled	fled	spend	spent	spent
fly	flew	flown	split	split	split
forbid	forbade	forbidden	spread	spread	spread
forget	forgot	forgotten	spring	sprang	sprung
forgive	forgave	forgiven	stand	stood	stood
freeze	froze	frozen	steal	stole	stolen
get	got	got	stick	stuck	stuck
give	gave	given	sting	stung	stung
go	went	gone	stink	stank	stunk
grow	grew	grown	strike	struck	struck
have	had	had	swear	swore	sworn
hear	heard	heard	sweep	swept	swept
hide	hid	hidden	swim	swam	swum
hit	hit	hit	take	took	taken
hold	held	held	teach	taught	taught
hurt	hurt	hurt	tear	tore	torn
keep	kept	kept	tell	told	told
know	knew	known	think	thought	thought
lay	laid	laid	throw	threw	thrown
lead	led	led	understand	understood	understood
learn	learnt (learned)	learnt (learned)	wake	woke	woken
leave	left	left	wear	wore	worn
lend	lent	lent	win	won	won
let	let	let	write	wrote	written



Starlight 4



ISBN 978-5-09-018725-1



9 785090 187251



ПРОСВЕЩЕНИЕ
ИЗДАТЕЛЬСТВО



Express Publishing