

G.Gasparyan  
N.Hovhannisyan  
H.Kajberuny

# ENGLISH

# 3





G.Gasparyan, N.Hovhannisyan, H.Kajberuny

# ENGLISH

# 3



“AREVIK”

2002

ՀՏԴ 373. 167.1: 802.0(075)  
ԳՄԴ 81.2 Անգլ Գ72  
Գ 316

Հաստատված է



ՀԱՅԱՍՏԱՆԻ ՀԱՆՐԱՊԵՏՈՒԹՅԱՆ  
«ՄԻՒԹԱՐ ԱՆՔԱՍՏԱՑԻ»  
Կրթական Համալիր  
ԵՐԵՎԱՆԻ ԳՐԱԴԱՐԱՆ

**Գասպարյան Գ. Ա ուրիշներ**

Գ 316 Անգլերեն: Հանրակրթ. դպր. 3-րդ դաս. դասագիրք /Գ. Գասպարյան, Ն. Հովհաննիսյան, Հ. Քաջբերունի: Նկ.՝ Ս. Ներսիսյան: Եր., «Արևիկ», 2002թ.: - 192 էջ:

Գ  $\frac{4306021600}{707(01)2002}$  2002թ.

ԳՄԴ 81.2 Անգլ Գ72

ISBN 5-8077-0595-5

© Գ.Գասպարյան, Ն.Հովհաննիսյան, Հ.Քաջբերունի, 2002թ.

© «Արևիկ» հրատարակչություն, 2002թ.



A a

I i

R r

B b

J j

S s

C c

K k

T t

D d

L l

U u

E e

M m

V v

F f

N n

W w

G g

O o

X x


H h

P p

Y y

Q q

Z z





# UNIT 1

# A a

**A a** is for **apple**

It is an **apple**.



**apple**

**A a** is for **ant**

It is an **ant**.



**ant**

**A a** is for **axe**

It is an **axe**.



**axe**



1. Look at the words that start with A.  
Listen to your teacher and repeat.

an apple




an ant



an axe



2. Look at the things on the stars and name them.




3. Look at the pictures and finish the sentences.

It is an ...



It is an ...



It is an ...



4. Look at the letter and write it in your copy-book.  
Try to make your letters all the same size.

A, A, A, A, A, A, A, A, A, A, A, A

a, a, a, a, a, a, a, a, a, a, a, a



# D d

**D d** is for **dog**

It is a **dog**.



**dog**

**D d** is for **doll**

It is a **doll**.



**doll**

**D d** is for **Dad**

It is **Dad**.



**Dad**



5. Look at the words that start with D.  
Listen to your teacher and repeat.

a dog



a doll



Dad



6. Look at the things on the stars and name them.



7. Look at the pictures and finish the sentences.

It is a ...



It is ...



It is a ...



8. Look at the letter and write it in your copy-book.  
Try to make your letters all the same size.

D, D, D, D, D, D, D, D, D, D, D, D

d, d, d, d, d, d, d, d, d, d, d, d



# UNIT 2

# N n

**N n** is for **nail**

It is a **nail**.



nail

**N n** is for **nut**

It is a **nut**.



nut

**N n** is for **nest**

It is a **nest**.



nest



1. Look at the words that start with N.  
Listen to your teacher and repeat.


a nail

a nut

a nest



2. Look at the things on the stars and name them.



3. Look at the pictures and finish the sentences.

It is a ...  .

It is a ...  .      It is a ...  .



4. Look at the letter and write it in your copy-book.  
Try to make your letters all the same size.

N, N, N, N, N, N, N, N, N, N, N, N

n, n, n, n, n, n, n, n, n, n, n, n





5. Listen to your teacher and repeat.



It is Ann .



It is Dad .



Ann and Dad.

It is Ann and it is Dad.

6. Look at the pictures and say the missing words.

It is a ...



It is a ...



It is ... and it is ...



# Cc

**Cc** is for **cat**

It is a **cat**.



**cat**

**Cc** is for **cake**

It is a **cake**.



**cake**

**Cc** is for **car**

It is a **car**.



**car**

**Cc** is for **cup**

It is a **cup**.



**cup**



C c is for cock

It is a cock.



cock



7. Look at the words that start with C.  
Listen to your teacher and repeat.

a cat



a cake



a car



a cup



a cock




8. Look at the things on the stars and name them.




9. Look at the pictures and finish the sentences.

It is a ...  .

It is a ...  .

It is a ...  .

It is a ...  .

It is a ...  .




10. Look at the letter and write it in your copy-book.  
Try to make your letters all the same size.

C, C, C, C, C, C, C, C, C, C, C, C, C  
c, c, c, c, c, c, c, c, c, c, c, c, c





11. Listen to your teacher and repeat.

It is a cat  . Ann and a cat.

It is a car  . Dad and a car.

It is a cock  . A cat and a cock.

It is a cup  . It is a cake  .

A cap and a cake.

## Remember

What is it?



It is a doll.



It is a ball.



It is a crocodile.





# UNIT 3

# T t

**T t** is for **tree**

It is a **tree**.

**tree**



**T t** is for **table**

It is a **table**.

**table**



**T t** is for **tiger**

It is a **tiger**.

**tiger**



**T t** is for **telephone**

It is a **telephone**.

**telephone**





1. Look at the words that start with T.  
Listen to your teacher and repeat.

a telephone   a tiger   a table   a tree



2. Look at the things on the stars and name them.



3. Look at the things on the stars, ask and answer the question.

What is it?

It is a ... .

It is a ... .

4. Look at the pictures and finish the sentences.

It is a ...  ... It is a ...  ...

It is a ...  ... It is a ...  ...





5. Look at the letter and write it in your copy-book.  
Try to make your letters all the same size.


T, T, T, T, T, T, T, T, T, T, T, T  
t, t, t, t, t, t, t, t, t, t, t, t




6. Listen to your teacher and repeat.

It is a table  . It is Ann's table.

It is a telephone  . It is Dad's telephone. It is a table and it is

a telephone. It is a tree  . It is a

tiger  . It is a tree and it is a tiger.

### Mind

Dad's car

Ann's table

Ann's cat

Dad's telephone

# S s

**S s** is for **Sun**

It is **Sun**.



Sun

**S s** is for **spoon**

It is a **spoon**.



spoon

**S s** is for **snow**

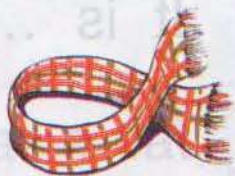
It is **snow**.



snow

**S s** is for **scarf**

It is a **scarf**.



scarf





7. Look at the words that start with S.  
Listen to your teacher and repeat.

Sun

a spoon

snow

a scarf



8. Look at the things on the stars and name them.



9. Look at the things on the stars, ask and answer the question.

What is it?

It is a ...

It is a ...

10. Look at the pictures and finish the sentences.

It is ...



It is ...



It is a ...



It is a ...





11. Look at the letter and write it in your copy-book.  
Try to make your letters all the same size.


S, S, S, S, S, S, S, S, S, S, S, S, S, S

s, s, s, s, s, s, s, s, s, s, s, s, s, s, s



12. Listen to your teacher and repeat.

It is a spoon  . It is Ann's spoon.

Ann has a spoon. It is a scarf .

It is Dad's scarf. Dad has a scarf.

### Mind

Ann **has** a spoon.

Dad **has** a scarf.

Dad **has** a car.

Ann **has** a cat.



# UNIT 4

# Hh

**H h** is for **hat**

It is a **hat**.



hat

**H h** is for **horse**

It is a **horse**.



horse

**H h** is for **hen**

It is a **hen**.



hen

**H h** is for **house**

It is a **house**.



house

**H h** is for **hammer**

It is a **hammer**.

hammer



1. Look at the words that start with H.  
Listen to your teacher and repeat.

a hat a horse a hen a house a hammer



2. Look at the things on the stars and name them.



3. Look at the pictures and finish the sentences.

It is a ...  . It is a ...  .

It is a ...  .

It is a ...  . It is a ...  .








4. Look at the letter and write it in your copy-book. Try to make your letters all the same size.

H, H, H, H, H, H, H, H, H, H, H, H, H  
h, h, h, h, h, h, h, h, h, h, h, h, h



5. Listen to your teacher and repeat.

Dad has a hammer . It is Dad's hammer. Dad has a hat . It is Dad's hat. Dad has a hammer and a hat. Ann has not a hammer. Ann has not a hat. Ann has a cat . It is Ann's cat.

6. True or false?

Ann has a hammer. Dad has a cat.  
 Ann has not a cat. Ann has a hat.  
 Dad has a hat.

**Mind**

Ann **has not** a hat.

Dad **has not** a hammer.

Ann **has not** a cake.

Dad **has not** a nail.

# O o

O o is for ox

It is an ox.



ox

O o is for orange

It is an orange.



orange

O o is for omelette

It is omelette.



omelette

O o is for owl

It is an owl.



owl





7. Look at the words that start with O.  
Listen to your teacher and repeat.

an ox


an orange

omelette

an owl




8. Look at the things on the stars and name them.



9. Look at the pictures and finish the sentences.

It is ...  .

It is an ...  .

It is an ...  .

It is an ...  .



10. Look at the letter and write it in your copy-book.  
Try to make your letters all the same size.


O, O, O, O, O, O, O, O, O, O, O, O, O

o, o, o, o, o, o, o, o, o, o, o, o, o





**11. Listen to your teacher and repeat.**

It is an orange .

It is omelette . It is Ann's orange and it is Dad's omelette.

It is not Ann's omelette, it is Dad's omelette. It is not Dad's orange.

It is Ann's orange.

**12. True or false?**

It is not Dad's orange.

It is Ann's omelette.

It is Dad's omelette.

It is Ann's orange.

It is Dad's orange.

It is not Ann's orange.

**13. Look at the things on the stars, ask and answer the question.**

What is it?





# UNIT 5

# I i

**I i** is for **ice-cream**

It is an **ice-cream**.



**ice-cream**

**I i** is for **iron**

It is an **iron**.



**iron**

**I i** is for **ink**

It is **ink**.



**ink**



1. Look at the words that start with I.  
Listen to your teacher and repeat.

an ice-cream

an iron

ink



2. Look at the things on the stars and name them.



3. Look at the pictures and finish the sentences.

It is an ...



It is ...



It is an ...



**Mind**

This is Ann's iron.

This is Dad's ink.





4. Look at the letter and write it in your copy-book. Try to make your letters all the same size.

J, J, J, J, J, J, J, J, J, J, J, J, J, J

i, i, i, i, i, i, i, i, i, i, i, i, i, i, i




Do you remember?

It is Ann's cat.

It is not Ann's cat.



5. Listen to your teacher and repeat.

This is Ann. This is an ice-cream . It is Ann's ice-cream. This is an iron . It is not Ann's iron. This is ink . It is not Ann's ink, it is Dad's ink. Ann has an ice-cream, Ann has not an iron and ink. Dad has ink. Dad has not an iron and an ice-cream.

6. True or false?

It is Dad's ice-cream. It is Ann's iron.  
 It is Ann's ice-cream. It is Dad's iron.  
 Ann has not an iron. Dad has ink.

# Ll

**Ll** is for **lamp**

It is a **lamp**.



**lamp**

**Ll** is for **lion**

It is a **lion**.



**lion**

**Ll** is for **lemon**

It is a **lemon**.



**lemon**






7. Look at the words that start with L.  
Listen to your teacher and repeat.


a lamp

a lion

a lemon



8. Look at the things on the stars and name them.



9. Look at the pictures and finish the sentences.

It is a ...  .

It is a ...  .

It is a ...  .






10. Look at the letter and write it in your copy-book.  
Try to make your letters all the same size.

L, L, L, L, L, L, L, L, L, L, L, L, L  
l, l, l, l, l, l, l, l, l, l, l, l, l, l, l



**11. Listen to your teacher and repeat.**

This is Ann. This is a lemon . It is Ann's lemon . Ann has a lemon. It is not Dad's lemon. Dad has not a lemon. Dad has a lamp. This is a lamp . It is not Ann's lamp. Ann has not a lamp. It is Dad's lamp.

**12. True or false?**

It is Ann's lemon.      It is Ann's lamp.  
Dad has a lemon.      It is Dad's lamp.  
It is Dad's lemon.  
Ann has not a lemon.

**13. Look at the things on the stars, ask and answer the question.**

What is it?





# UNIT 6

# B b

**B b** is for **boy**

It is a **boy**.

**boy**



**B b** is for **bus**

It is a **bus**.

**bus**



**B b** is for **bag**

It is a **bag**.

**bag**



**B b** is for **book**

It is a **book**.

**book**





1. Look at the words that start with B.  
Listen to your teacher and repeat.

a boy

a bus

a bag

a book



2. Look at the things on the stars and name them.



3. Look at the pictures and finish the sentences.

It is a ...



It is a ...

It is a ...



It is a ...







4. Look at the letter and write it in your copy-book. Try to make your letters all the same size.

B, B, B, B, B, B, B, B, B, B, B, B

b, b, b, b, b, b, b, b, b, b, b, b



5. Listen to your teacher and repeat.

This is Ann and this is Bob. Bob is



a boy . This is a book



. It is Bob's book. Bob has a book. It is

not Ann's book. Ann has not a book.

Ann has a bag. It is Ann's bag



. It is not Bob's bag. Bob has not a bag.

6. True or false?

Bob is a boy.

Ann has a book.

Bob has a book.

Ann has a bag.

It is not Ann's book. It is Bob's bag.

# Gg

**Gg** is for **grass**

It is **grass**.



**grass**

**Gg** is for **goose**

It is a **goose**.



**goose**

**Gg** is for **girl**

It is a **girl**.



**girl**






7. Look at the words that start with G.  
Listen to your teacher and repeat.


grass

a goose

a girl



8. Look at the things on the stars and name them.



9. Look at the pictures and finish the sentences.

It is ...  .

It is a ...  . It is a ...  .



10. Look at the letter and write it in your copy-book.  
Try to make your letters all the same size.

G, G, G, G, G, G, G, G, G, G, G, G, G  
g, g, g, g, g, g, g, g, g, g, g, g, g



**11. Listen to your teacher and repeat.**



This is Bob . Bob is a boy. Bob is a big boy. This is Ann. Ann is a



girl . Ann is a small girl. Bob has a dog. It is Bob's dog. It is a big dog. Ann has a cat. It is Ann's cat. It is a small cat.

**12. True or false?**

Bob is a big boy.

Ann has a cat.

Bob has not a dog.

Ann is a big girl.

Bob has a small cat.

Ann has not a big dog.

**13. Listen to your teacher and repeat.**

It is a goose.

It is a **small** goose.

It is a cock.

It is a **big** cock.

It is a horse.

It is a **big** horse.



It is a hen.

Ann has a bag.

Ann has a hat.

Bob has a hammer.

Bob has a **small** hammer.

Bob has an orange.

Bob has a **small** orange.

It is a **small** hen.

Ann has a **big** bag.

Ann has a **big** hat.

## Remember



Bob has a  
**big** dog.



Ann has a  
**big** hat.



Bob has a  
**small** bag.



Ann has a  
**small** cat.

## Just a rhyme



The cat has a kitten.

What does it say?

“Mew, mew, mew!”

All through the day.

# UNIT 7

## E e

**E e** is for egg

It is an egg.



egg

**E e** is for elephant

It is an elephant.



elephant

**E e** is for ear

It is an ear.



ear

**E e** is for eye

It is an eye.



eye



**E e** is for **envelope**

It is an **envelope**.



**envelope**



1. Look at the words that start with E.  
Listen to your teacher and repeat.

an egg    an elephant    an ear    an eye




**an envelope**





2. Look at the things on the stars and name them.



3. Look at the pictures and finish the sentences.

It is an ...  . It is an ...  .

It is an ...  . 

It is an ...  . It is an ... 



4. Look at the letter and write it in your copy-book.  
Try to make your letters all the same size.

E, E, E, E, E, E, E, E, E, E, E, E, E  
e, e, e, e, e, e, e, e, e, e, e, e, e

## Remember



On



In



Under



Ann's cup is  
**on** the table.



Bob's book  
is **in** the bag.



Dad's hammer is **under** the car.




5. Listen to your teacher and repeat.

It is a telephone. It is  
Dad's telephone. Dad's  
telephone is **on** the  
table.








It is an envelope. It is Bob's envelope. Bob's envelope is **in** the bag.

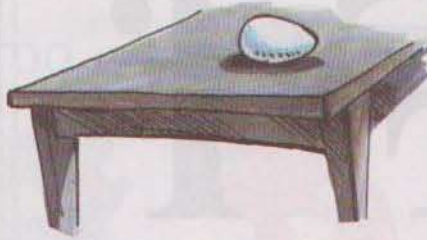
It is a hat. It is Ann's hat. Ann's hat is **under** the tree.



It is an elephant. The elephant is **in** the Zoo. It is not **in** the bus.



It is an egg. The egg is **on** the table.



It is not **under** the hat.

**6. True or false?**

It is Dad's telephone.

It is not Bob's telephone.

Dad's telephone is under the tree.

It is Ann's envelope.

It is not Dad's envelope.

Bob's envelope is on the table.

It is Ann's hat.

It is not Bob's hat.

Ann's hat is in the car.

The elephant is in the house.

The elephant is not under the table.

The egg is on the grass.



# F f

**F f** is for **fox**

It is a **fox**.

fox



**F f** is for **fish**

It is a **fish**.

fish



**F f** is for **frog**

It is a **frog**.

frog



**F f** is for **flower**

It is a **flower**.

flower





7. Look at the words that start with F.  
Listen to your teacher and repeat.

a fox

a frog

a fish

a flower



8. Look at the things on the stars and name them.



9. Look at the things on the stars, ask and answer the question.

What is it?

It is a ...

It is a ...

10. Look at the pictures and finish the sentences.

It is a ...



It is a ...



It is a ...



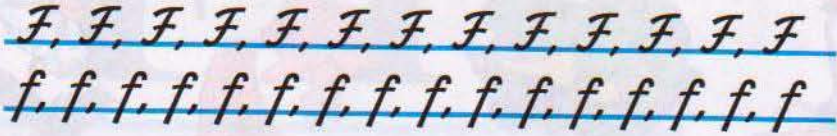
It is a ...







11. Look at the letter and write it in your copy-book.  
Try to make your letters all the same size.



12. Look at the things on the stars, ask and answer the question.

What is it?



# UNIT 8

# Mm

**M m** is for **man**

It is a **man**.

**man**



**M m** is for **Mummy**

It is **Mummy**.

**Mummy**



**M m** is for **mouse**

It is a **mouse**.

**mouse**



**M m** is for **monkey**

It is a **monkey**.

**monkey**





**M m** is for mushroom



It is a mushroom.

mushroom



1. Look at the words that start with M.  
Listen to your teacher and repeat.

a man a monkey Mummy a mushroom




a mouse





2. Look at the things on the stars and name them.



3. Look at the pictures and finish the sentences.

It is a ...  .

It is a ...  . It is a ...  .



It is a ... .

It is ... .



4. Look at the letter and write it in your copy-book. Try to make your letters all the same size.

M, M, M, M, M, M, M, M, M, M

m, m, m, m, m, m, m, m, m, m, m

Do you remember?

It is Ann's cat.

It is not Ann's cat.



5. Listen to your teacher and repeat.

This is Ann and this is Bob. Ann is a girl and Bob is a boy. This is a

man



. This is Bob's Dad and



this is Ann's Mummy  . Bob's Dad

has a car. Ann's Mummy has not a car.

Bob's Dad is in the car



Ann's Mummy is in the bus.



**6. True or false?**

This is Bob and this is Ann.

Bob is a girl.

Ann is a boy.

This is Bob's Mummy.

Bob's Dad has a car.

Bob's Dad is in the bus.

This is Ann's Mummy.

Ann's Mummy has a car.

Ann's Mummy is in the car.

# R r

**R r** is for **rose**

It is a **rose**.

rose



**R r** is for **ruler**

It is a **ruler**.

ruler



**R r** is for **ring**

It is a **ring**.

ring



**R r** is for **rain**

It is **rain**.

rain





**R r** is for **rabbit**

It is a **rabbit**.



**rabbit**



**7. Look at the words that start with R. Listen to your teacher and repeat.**

**a rose**

**a rabbit**

**a ring**


**rain**



**a ruler**



**8. Look at the things on the stars and name them.**



**9. Look at the things on the stars, ask and answer the question.**



What is it?

It is a ... .

It is a ... .



10. Look at the pictures and finish the sentences.

It is a ...  . It is a ...  .

It is a ...  . 

It is ...  . It is a ...  .



11. Look at the letter and write it in your copy-book.  
Try to make your letters all the same size.

R, R, R, R, R, R, R, R, R, R, R

r, r, r, r, r, r, r, r, r, r, r, r, r, r, r



12. Look at the pictures and name the animals.





# UNIT 9

# P p

**P p** is for **pen**

It is a **pen**.



**pen**

**P p** is for **pencil**

It is a **pencil**.



**pencil**

**P p** is for **pupil**

It is a **pupil**.



**pupil**

**P p** is for **picture**

It is a **picture**.



**picture**



1. Look at the words that start with P.  
Listen to your teacher and repeat.

a pen a pencil a pupil a picture



2. Look at the things on the stars and name them.




3. Look at the pictures and finish the sentences.

It is a ...  .

It is a ...  .

It is a ...  .

It is a ...  .



4. Look at the letter and write it in your copy-book.  
Try to make your letters all the same size.

P, P, P, P, P, P, P, P, P, P, P, P

p, p, p, p, p, p, p, p, p, p, p, p



# Remember

This is Bob.



This is Ann.



He is a pupil.

She is not a pupil.

This is Dad.

He has a car.

This is Mummy.

She has a hat.



5. Show your friend and say according to the model.

This is ... . He is a pupil.

She

This is ... . He has a pen and a pencil.

She

# Mind



Bob is a big boy.



Ann is a little girl.



**6. Listen to your teacher and repeat.**

This is Bob. Bob is a boy. He is a big



boy. He is a pupil . He is a good pupil. Bob has a bag, a pen and a pencil. This is Ann. Ann is a girl. She is not a pupil. She is a little girl.

**7. True or false?**

Ann is a little girl.

Bob is a big boy.

Ann is a pupil.

Bob is a good pupil.

Ann has a bag, a pen and a pencil.

**8. Correct the wrong sentences.**

Bob is a big girl. Ann is a little boy.

Ann is a pupil. Bob is not a pupil.

Ann has a bag, a pen and a pencil.

Bob has not a bag, a pen and a pencil.



## Remember

Bob is a pupil.

Is Bob a pupil?

is not = isn't

Bob is not a pupil.



9. Ask and answer the questions about your friends according to the model.

Is this Bob?

Yes, this is Bob.

Is Bob a girl?

No, he isn't.

Is this ... ?

Yes, this is ... .

Is ... a girl (boy)?

No, he (she) isn't.

10. Choose the right answer.

Is Bob a pupil?

Is Ann a pupil?

a) Yes, he is.

a) Yes, she is.

b) No, he isn't.

b) No, she isn't.

Is Ann a big girl?

Is Bob a little boy?

a) Yes, she is.

a) Yes, he is.

b) No, she isn't.

b) No, he isn't.

# Y y

**Y y** is for **yard**

It is a **yard**.



**Y y** is for **yarn**

It is a **yarn**.

**yard**

**yarn**



**11.** Look at the words that start with Y.  
Listen to your teacher and repeat.

**a yard**



**a yarn**






12. Look at the things on the stars and name them.



13. Look at the pictures and finish the sentences.

It is a ...  .

It is a ...  .



14. Look at the letter and write it in your copy-book.  
Try to make your letters all the same size.

y, y, y, y, y, y, y, y, y, y, y, y, y

y, y, y, y, y, y, y, y, y, y, y, y, y



15. Look at the picture. Listen to your teacher and repeat.



This is Ann. Ann is a little girl. She is

in the yard. She is under a big tree.  
This is Bob. Bob is a big boy. He is in  
the yard. He is on the grass. This is  
Mummy. She is not in the yard. She  
is in the house. And this is Dad. Dad  
is in the yard. He is in the car.

**16. True or false?**

Ann is not in the yard.

Ann is on the grass.

Ann is a big girl.

Bob is in the yard.

Bob is under the tree.

Bob is a little boy.

Mummy is in the house.

Mummy is not in the car.

Dad is in the car.

Dad is not in the house.

Mummy is not in the yard.

Dad is in the yard.



# UNIT 10

W w

W w is for water

It is water.



water

W w is for watch


It is a watch.



watch

W w is for wall

It is a wall.



wall



1. Look at the words that start with W.  
Listen to your teacher and repeat.


water




a watch



a wall




2. Look at the things on the stars and name them.



3. Look at the pictures and finish the sentences.



It is a ...



It is a ...



It is ...



4. Look at the letter and write it in your copy-book.  
Try to make your letters all the same size.

W, W, W, W, W, W, W, W, W, W, W

w, w, w, w, w, w, w, w, w, w, w



**Mind** What is it?

It is a pen.



**It is on the table.**

**5. Listen to your teacher and repeat.**

What is it?

It is a spoon.

Where is it?

It is on the table.

What is it?

It is a picture.

Where is it?

It is on the wall.

What is it?

It is a cat.

Where is it?

It is under the tree.

What is it?

It is a book.

Where is it?

It is in the bag.

What is it?

It is a watch.

Where is it?

It is on the table.

**6. Look at the pictures and interview your friend according to the model.**

What is it?

It is ... .

Where is it?

It is on ... .

It is in ... .

It is under ... .



**7. True or false?**

The book is under the tree.

The orange is on the table.

The pencil is in the bag.

The dog is under the table.

The telephone is under the tree.

The ruler is under the table.


The cup is in the bag.

**8. Look at the pictures and say the missing words.**

It is a ...



It is a ...



It is ...





# J j

**J j** is for **jug**

It is a **jug**.



**jug**

**J j** is for **Jeep**

It is a **Jeep**.



**Jeep**

**J j** is for **jacket**

It is a **jacket**.



**jacket**



9. Look at the words that start with J.  
Listen to your teacher and repeat.

a jug



a Jeep



a jacket



10. Look at the things on the stars and name them.



11. Look at the pictures and finish the sentences.

It is a ...



.

It is a ...



.

It is a ...



.



12. Look at the letter and write it in your copy-book.  
Try to make your letters all the same size.

J, J, J, J, J, J, J, J, J, J, J, J, J, J, J

j, j, j, j, j, j, j, j, j, j, j, j, j, j, j



## Remember




Black

Green

Red



13. Listen to your teacher and repeat.

This is Ann. Ann has a jacket . It is Ann's jacket. It is green. This is Mummy. Mummy has a big jug . It is Mummy's jug. It is red. And this is Dad. Dad has a Jeep . It is Dad's Jeep. It is black.

14. True or false?

Dad has a green jacket.


Dad has not a Jeep.

Mummy has a red jug.

Mummy has not a black Jeep.

Ann has not a green jacket.

15. Look at the pictures and say the missing words.

It is a ...  .

It is a ...  . It is a ...  .

# UNIT 11

V v

V v is for vase

It is a vase.



vase

V v is for van

It is a van.



van



1. Look at the words that start with V.  
Listen to your teacher and repeat.

a vase

a van





2. Look at the things on the stars and name them.



3. Look at the pictures and finish the sentences.



It is a ...



It is a ...



4. Look at the letter and write it in your copy-book.  
Try to make your letters all the same size.

V, V, V, V, V, V, V, V, V, V, V, V, V, V

v, v, v, v, v, v, v, v, v, v, v, v, v, v

# K k

**K k** is for king

It is a king.

king



**K k** is for key

It is a key.

key



5. Look at the words that start with K.  
Listen to your teacher and repeat.

a king

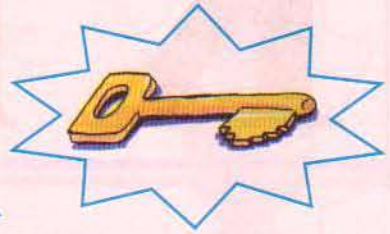


a key





6. Look at the things on the stars and name them.



7. Look at the pictures and finish the sentences.

It is a ...  .



It is a ... .



8. Look at the letter and write it in your copy-book.  
Try to make your letters all the same size.

K, K, K, K, K, K, K, K, K, K, K, K

k, k, k, k, k, k, k, k, k, k, k, k, k

# Q q

**Q q** is for **queen**

It is a **queen**.

queen



**Q q** is for **quilt**

It is a **quilt**.

quilt

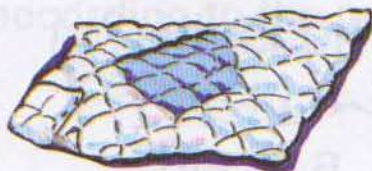


**9. Look at the words that start with Q.  
Listen to your teacher and repeat.**

**a queen**

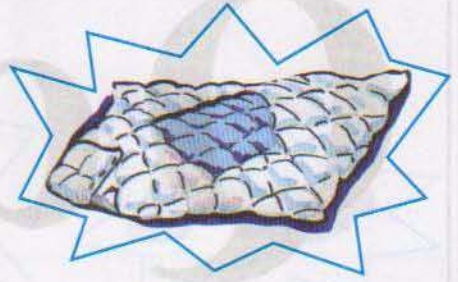


**a quilt**






10. Look at the things on the stars and name them.



11. Look at the pictures and finish the sentences.

It is a ...



It is a ...



12. Look at the letter and write it in your copy-book.  
Try to make your letters all the same size.

Q, Q, Q, Q, Q, Q, Q, Q, Q, Q, Q, Q  
q, q, q, q, q, q, q, q, q, q, q, q

### Remember



Who is this?

This is a king.

This is a queen.



**13. Listen to your teacher and repeat.**

Who is this?	This is Ann.
What is this?	This is a quilt.
Who is this?	This is Dad.
What is this?	This is a key.
Who is this?	This is Bob.
What is this?	This is a van.
Who is this?	This is Mummy.
What is this?	This is a vase.
Who is this?	This is a king.
What is this?	This is a ring.
Who is this?	This is a queen.
What is this?	This is a flower.
Who is this?	This is Bob's Dad.
Who is this?	This is Ann's Mummy.

**14. Look at the things on the stars of *Unit 11*, ask and answer the questions according to the model.**

What is this?	This is a ... .
Who is this?	This is a ... .



# UNIT 12

# U u

**U u** is for **umbrella**

It is an **umbrella**.

**umbrella**



**U u** is for **unicorn**

It is a **unicorn**.

**unicorn**



1. Look at the words that start with U.  
Listen to your teacher and repeat.

**an umbrella**

**a unicorn**



2. Look at the things on the stars and name them.



3. Look at the pictures and finish the sentences.



It is an ... .



It is a ... .



4. Look at the letter and write it in your copy-book.  
Try to make your letters all the same size.

u, u, u, u, u, u, u, u, u, u, u, u

u, u, u, u, u, u, u, u, u, u, u, u



# Z z

**Z z** is for **Zoo**

It is a **Zoo**.

Zoo



**Z z** is for **zebra**

It is a **zebra**.

zebra



**Z z** is for **zipper**

It is a **zipper**.

zipper





5. Look at the words that start with Z.  
Listen to your teacher and repeat.


a Zoo

a zebra

a zipper



6. Look at the things on the stars and name them.



7. Look at the pictures and finish the sentences.

It is a ...  .

It is a ...  .

It is a ...  .



8. Look at the letter and write it in your copy-book.  
Try to make your letters all the same size.

Z, Z, Z, Z, Z, Z, Z, Z, Z, Z, Z, Z, Z

z, z, z, z, z, z, z, z, z, z, z, z, z



X x

X x is for xylophone

It is an xylophone.

xylophone



X x is for X-mas tree

It is a X-mas tree.

X-mas tree



9. Look at the words that start with X.  
Listen to your teacher and repeat.

a xylophone

a X-mas tree



10. Look at the things on the stars and name them.



11. Look at the pictures and finish the sentences.

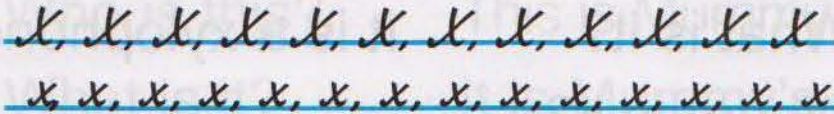
It is a ...



It is a ...



12. Look at the letter and write it in your copy-book.  
Try to make your letters all the same size.



Do you remember?

Where is it?

It is a pen.

It is on the table.





**13. Listen to your teacher and repeat.**

- |              |                             |
|--------------|-----------------------------|
| What is it?  | It is a unicorn.            |
| Where is it? | It is in the picture.       |
| What is it?  | It is a zipper.             |
| Where is it? | It is on the table.         |
| What is it?  | It is a X-mas tree.         |
| Where is it? | It is in the house.         |
| What is it?  | It is an umbrella.          |
| Where is it? | It is in the bag.           |
| What is it?  | It is a zebra.              |
| Where is it? | It is in the Zoo.           |
| What is it?  | It is a xylophone.          |
| Where is it? | It is under the X-mas tree. |

**14. Look at the things on the stars of *Unit 12*, ask and answer the questions according to the model.**

What is it?      It is a ...

**15. Listen to your teacher and repeat.**

Who is this? This is Ann.

What is it? It is Ann's hat.

Where is it? It is on the grass.

Who is this? This is Bob.

What is it? It is Bob's dog.

Where is it? It is under the tree.

Who is this? This is Bob's Dad.

What is it? It is Dad's car.

Where is it? It is in the yard.

Who is this? This is Mummy.

What is it? It is Mummy's bag.

Where is it? It is in the house.

Who is this? This is Mary.

What is it? It is Mary's book.

Where is it? It is on the table.



# Stop and check

You know all the letters now.  
You can read and write.

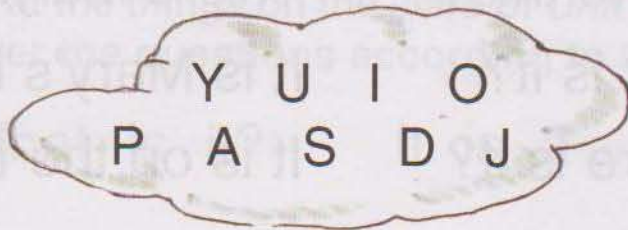
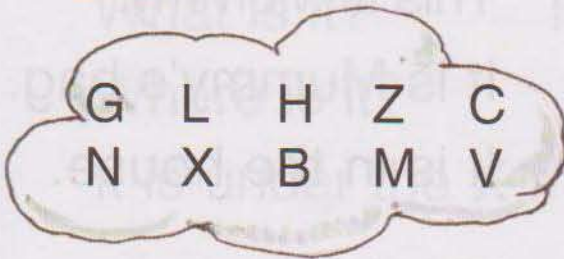
1. Read the alphabet aloud.

a b c d e f g h i j  
k l m n o p q r s t  
u v w x y z


2. Write the alphabet in capital letters.

A B C D E F G H I J  
K L M N O P Q R S T  
U V W X Y Z

3. Look at the letters on the clouds and read them aloud.



- Put the letters on the clouds in their alphabetical order and write them.
- Write the missing letters.



Do you remember?




- Look at the pictures, ask and answer the question according to the model above. Work in pairs.





7. Read the words on the stars. Draw five empty stars in your copy-book and write the animal names.



8. Look at the pictures and say what you see.



9. Write lines of joined-letter words.

owl  
cock  
hen  
goose  
fish  
frog

## Do you remember?

Dad has a car.

It is Dad's car.

Ann has a cat.

It is Ann's cat.

10. Look at the things we use at school and name them.



11. Use the things on the pictures above and make up sentences according to the model. Work in pairs.

Ann has a bag.

It is Ann's bag.

Bob has a ... .

It is Bob's ... .

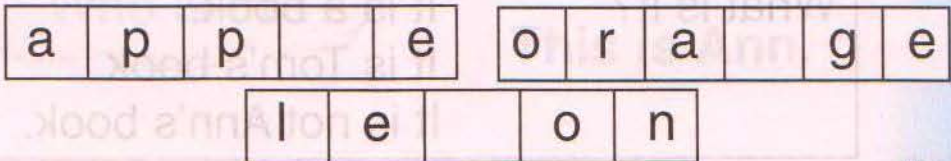
12. Write the names of the fruits in joined-up letters.

apple

lemon

orange

13. Fill in the missing letters. The exercise above will help you.





14. Look at the things we use at home and name them.



15. Fill in the missing letters. You can find the words in the corresponding Units on letters.

t	a		l	e	s		o	o	n
---	---	--	---	---	---	--	---	---	---

v		s	e
---	--	---	---

l	a		p	c		p	k		y
---	---	--	---	---	--	---	---	--	---

n	a		l
---	---	--	---

q	u	i	l		h	a	m	m	e	
---	---	---	---	--	---	---	---	---	---	--

16. Look around, ask and answer the question according to the model. Work in pairs.

What is it?	It is a book.
	It is Tom's book.
	It is not Ann's book.

## Do you remember?



17. Look at the pictures and say what you see. Use the model.

What is it?  
Where is it?

It is a cat.  
It is under the table.



## Do you remember?

Who is this?

This is Bob.  
This is Ann.



**18.** Make up groups of seven pupils. In turn ask and answer the questions according to the model.

Who is this?

This is Bob.

This is Ann.

Is Bob a pupil?

Yes, he is.

Is Ann a pupil?

No, she isn't.

Is Bob a big boy?

Yes, he is.

Is Ann a little girl?

Yes, she is.

Is Bob a girl?

No, he isn't.

He is a boy.

Is Ann a boy?

No, she isn't.

She is a girl.

**19.** Look at the picture and say what you see.





**20. Choose the words that match the pictures above.**

fish queen apple nail Sun hat lamp  
van king bus ruler ice-cream cake



# UNIT 13A

## Practise your sounds

**A a**

**[æ]**

cat

hat

ant

**[ei]**

cake

name

table

1. You know the word in *box 1*. Now read the unknown words in *box 2*.

cat

æ

rat

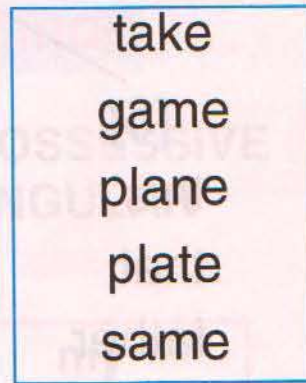
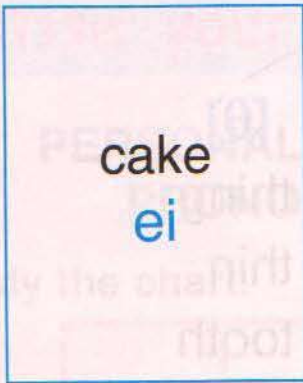
fat

band

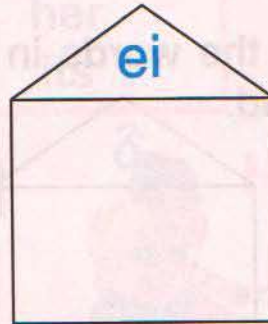
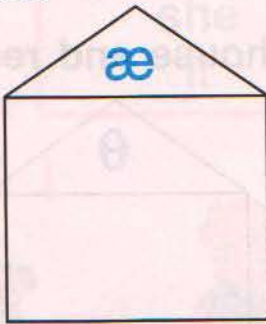
bad

sad

2. You know the word in *box 1*. Now read the unknown words in *box 2*.



3. Put the words in the right house and read them aloud.



cat, cake, hat, name, game, bag, table,  
ant, plate, rat, take, same, plane

## Just a rhyme

Look **at** my little son **Jack**,  
His **h**ands are **black**.  
Look **at** the **cat**,  
It is in a **hat**.

Look **at** **Kate**,  
She **h**as a **plate**.  
Look **at** **Nell**,  
She **h**as a **bell**.



# th

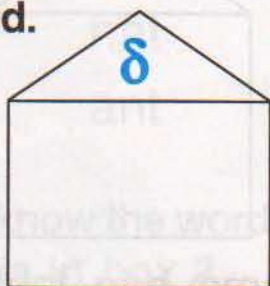
[ð]

this  
that  
father  
mother  
brother

[θ]

thing  
thin  
tooth  
three  
teeth

4. Put the words in the right house and read them aloud.



father, thick, teeth, brother, three, tooth,  
that, thing, thin, mother

## Just a rhyme

Father, mother,  
Sister, brother,  
Hand in hand  
With one another.

One, two, three,  
This book is very thick,  
One, two, three,  
That book is very thin.


# UNIT 13B

## Practise your grammar

### PERSONAL AND POSSESSIVE PRONOUNS SINGULAR

- Study the chart.

I	my
you	your
he	his
she	her
it	its





**My book**



**Your book**



**His book**



**Her book**



**Its ear**



**To be**

**Simple present singular**

- Study the chart.

AFFIRMATIVE	INTERROGATIVE	NEGATIVE
I am You are He She — is It	Am I? Are you? Is — he? — she? — it?	I am not You are not He She — is not It

5. Listen to your teacher and repeat.

- I am Bob.      —————> My name is Bob.  
You are Ann.   —————> Your name is Ann.  
He is John.     —————> His name is John.  
She is Mary.    —————> Her name is Mary.  
It is a cat.     —————> Its name is Tom.

6. Look at the pictures, ask and answer question according to the model.

What is his name?      His name is Adam.



Jim



Sue



Tim



Betty



Pete

7. Fill in the missing pronouns.

- I                    —————> my  
You                —————> .....  
He                 —————> .....  
.....              —————> her  
It                   —————> .....



8. Fill in my, your, her, his, its.

- I am Ann. ... name is Ann.  
You are Mary. ... name is Mary.  
He is Bob. ... name is Bob.  
She is Sue. ... name is Sue.  
It is a cat. ... name is Tom.

9. Choose the correct answer.

What ... your name?

- a) am   b) are   c) is

Is your name Bob?

Yes, ... is.

- a) she   b) he   c) it

Are you John?

Yes, ... .

- a) I am   b) he is   c) it is

Is his name Adam?

Yes ... .

- a) he is   b) it is   c) she is

# UNIT 13C

## Practise your reading

Study the words.

name

large

father

family

mother

sister

little

### 10. Practise reading aloud.

#### MY FAMILY

Hello! I am Bob. My name is Bob. This is my family. It is not large. This is my father. His name is John. This is my mother. Her name is Mary. And this is my little sister. Her name is Ann. She has a cat. Its name is Tom.

### 11. Fill in the missing letters.

n	a	m	e
---	---	---	---

f	a	m	i	l	y
---	---	---	---	---	---

l	a	r	g	e
---	---	---	---	---

s	i	s	t	e	r
---	---	---	---	---	---



- 12. Look at the text and make up sentences of the mixed words.**

am, Bob, I.  
 is, name, Bob, my.  
 my, is, this, family.  
 large, not, is, it.  
 my, is, this, father.  
 name, John, his, is.

is, mother, this, my.  
 name, is, Mary, her.  
 this, my, is, sister.  
 name, her, Ann, is.  
 has, a, she, cat.  
 is, Tom, name, its.

- 13. Look at the text and complete the sentences about Bob's family.**

Hello! I ... Bob. My ... is Bob. This is my ... . It is ... . This is my ... . His ... is John. This is my ... . Her ... is Mary. And this is my little ... . Her ... is Ann. She ... a cat. ... name is Tom.

- 14. Look at the text and put the sentences in the right order.**

His name is John. Hello! This is my mother. Her name is Mary. This is my family. This is my father. I am Bob. She has a cat. Her name is Ann. And this is my little sister. Its name is Tom. It is not large. My name is Bob.

1	e	y	s	i	s
---	---	---	---	---	---

## Remember



15. Make up a dialogue according to the model and act it out in class. Work in pairs.

A: Hello!

B: Hi!

A: What is your name?

B: My name is ... . And what is your name?

A: My name is ... .

B: What is your father's name?

A: His name is ... .

B: What is your mother's name?

A: Her name is ... .

16. Pick out all the sentences with personal pronouns and recopy them. Underline the pronouns.
17. Pick out all the sentences with possessive pronouns and recopy them. Underline the pronouns.



# UNIT 14A

## Practise your sounds

**E e**

**[e]**

pen  
hen  
egg  
nest

**[i:]**

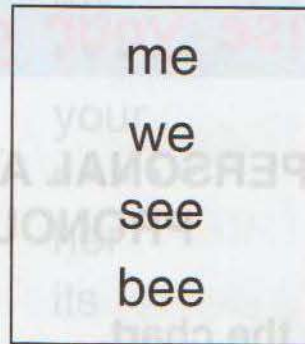

he  
she  
zebra  
tree

1. You know the word in *box 1*. Now read the unknown words in *box 2*.

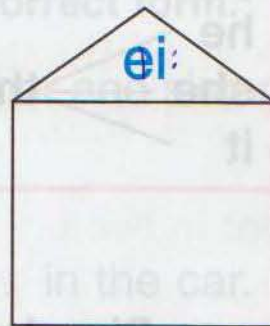
pen  
e

bed  
desk  
ten  
sell

2. You know the word in *box 1*. Now read the unknown words in *box 2*.



3. Put the words in the right house and read them aloud.



he, nest, desk, we, hen, bed, tree, zebra,  
pen, she, ten, egg, see, me, sell, bee

### Just a rhyme

One, two, three,  
This is E,  
E is for England,  
Sail and see.

When I am ten  
I'll get a pen.  
Then I shall write  
Like brother Ben.



# UNIT 14B

## Practise your grammar

### PERSONAL AND POSSESSIVE PRONOUNS PLURAL

- Study the chart.

I	we	my	our
you	you	your	your
he	they	his	their
she		her	
it		its	

### To be

#### Simple present plural

- Study the chart.

AFFIRMATIVE	INTERROGATIVE	NEGATIVE
We are	Are we?	We are not
You are	Are you?	You are not
They are	Are they?	They are not

4. Fill in the missing pronouns.

I	→	my
We	→	.....
.....	→	your
he	→	.....
.....	→	her
.....	→	its
they	→	.....

5. Use the verb **to be** in the correct form.

Jim and Ann ... my brother and sister.

We .... in the yard.

... you Betty's mother?

My mother and father .... in the car.

Susan ... Jim's sister.

You ... Tom's father.

This ... not my dog.

He ... our friend.

I ... a pupil.

Our family .. is not large.

I ... Bob's brother.

... it your father's car?



# Let us count together

1	one	2	two
3	three	4	four
5	five	6	six
7	seven	8	eight
9	nine	10	ten

**6.** Look at the numbers and name them.

1, 2, 3, 4, 5, 6, 7, 8, 9, 10.

**7.** Count in twos.

1, 3, .....

**8.** Count in twos.

2, 4, .....

**9.** Count backwards.

10, 9, 8, .....

**10.** Look at your desk and say how many books, copy-books, pens and pencils you see on it.

11, Match the numbers and the words.

10	8	six	9	one	3	5
6	two	four	2	seven	nine	
1	eight	4	ten	7	three	five

### Just a rhyme

One, one, one,  
Little dogs run.

Two, two, two,  
Rats see you.

Three, three, three,  
Squirrel in the tree.

Four, four, four,  
Toys on the floor.

Five, five, five,  
Plane in the sky.

Six, six, six,  
Two short sticks.

Seven, seven, seven,  
Here is a raven.

Eight, eight, eight,  
Hen in the plate.

Nine, nine, nine,  
Apple is very fine.

Ten, ten, ten,  
Catch me if you can.



# UNIT 14C

## Practise your reading

### Remember

a doctor



a worker



a driver



He is a doctor.

He is a worker.

He is a driver.

a pupil



a student



a teacher



She is a pupil.

She is a student.

She is a teacher.

an actor      an engineer      a housewife



He is an actor.



He is an engineer.



She is a housewife.

## Mind

Who are you?

I am Jim.

What are you?

I am an actor.

Who is she?

She is Ann.

What is she?

She is an engineer.



12. Look at the pictures above, ask and answer questions according to the model. Work in pairs.

A: Who is this?

B: This is Tim.

A: What is he?

B: He is a driver.

A: Who is this?


B: This is Pam.

A: What is she?

B: She is a ... .

Study the words.

friend                      brother                      young  
old                      grandmother                      grandfather



**13. Practise reading aloud.**

**BEN'S FAMILY**

Hello! I am Ben. I am Bob's friend. I am a pupil. I have a large family. I have a mother and a father. My mother's name is Mary and my father's name is David. My mother is a teacher and my father is a doctor. I have a sister and a brother. My sister's name is Susan. She is a pupil. My brother's name is Jim. He is an actor. I have a grandmother and a grandfather. They are not young. They are old. My grandfather is a driver. My grandmother is a housewife. We have a big dog. Its name is Rex.

**14. Fill in the missing letters.**

o	l	
---	---	--

y		u	n	g
---	--	---	---	---

f	r	i	y	n	d
---	---	---	---	---	---

b	r	o	t	h	e	r
---	---	---	---	---	---	---

t	e	a	c	h	e	r
---	---	---	---	---	---	---



**15. Look at the text and make up sentences of the mixed words.**

I, Ben, am. I, friend, am, Bob's. a pupil, am, I.  
family, I, large, a, have. have, a father, I,  
a mother, and. mother's, is, name, Mary, my.  
father's, David, my, is, name. a teacher, my,  
is, mother. father, a doctor, my, is. have,  
and, a sister, I, a brother. Susan, is, my, name,  
sister's. is, a pupil, she. name, my, is, Jim,  
brother's. is, an actor, he. a grandmother,  
I, a grandfather, and, have. young, not, they,  
are. old, are, they. have, a, we, dog, big.  
name, Rex, is, its.

**16. Look at the text and complete the sentences about Ben's family.**

I am Bob's . . . . I have a . . . family. I have  
a . . . and a . . . . My mother is a . . . and  
my father is a . . . . I have a . . . and a  
. . . . My sister is a . . . . My . . . is an actor.  
I have a . . . and a . . . . They are not . . . .  
They are . . . . We have a . . . dog. . . .  
name is Rex.

**17. True or false?**

Ben is a pupil.

He has a mother and a father.

His father is a teacher.

His mother is a teacher.

Susan is Ben's sister.

Ben has a brother.

David is Ben's brother.

Ben's grandmother and grandfather are young.

**18. Choose the correct answer.**

Bob is Ben's ... .

- a) father   b) brother   c) friend**

Susan is Ben's ... .

- a) sister   b) mother   c) grandmother**

David is Ben's ... .

- a) father   b) brother   c) grandfather**

Jim is ... .

- a) a pupil   b) a teacher   c) an actor**

Ben's mother is ... .

- a) an engineer   b) a teacher   c) a housewife**

Ben's father is ... .

- a) a doctor   b) a driver   c) an actor**



- 19.** Pick out all the sentences with personal pronouns and recopy them. Underline the plural forms.
- 20.** Pick out all possessive pronouns and make them plural.
- 21.** Pick out all the sentences with the verb *to be*. Recopy the verb and make it plural.
- 22.** Make up a dialogue according to the model and act it out in class. Use the professions you know.

**A:** Hi! My name is Jim. Who are you?

**B:** Hello! I am John.

**A:** Are you a doctor, John?

**B:** No, I am not.

**A:** What are you?

**B:** I am a teacher. And what are you?

**A:** I am a driver.

- 23.** Tell your friend about your family. Speak about your father, mother, sister, brother, grandmother, grandfather. Use the text as a model.

# UNIT 15A

## Practise your sounds

I i

[i]

fish

ink

big

[ai]

ice

tiger

lion

1. You know the word in *box 1*. Now read the unknown words in *box 2*.

fish

i

milk

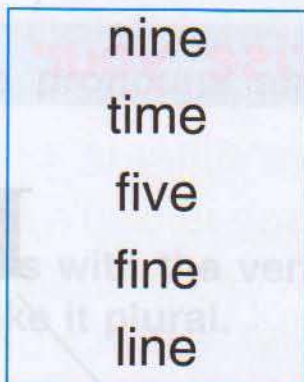
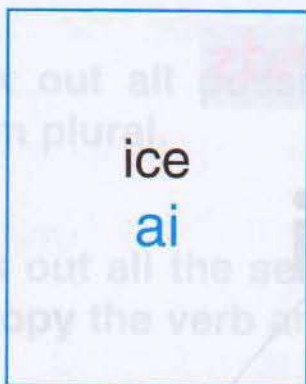
six

pig

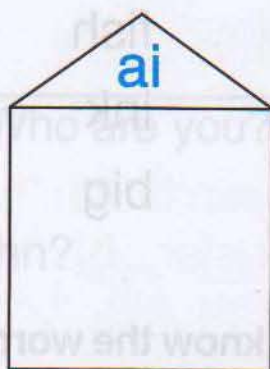
spring



2. You know the word in *box 1*. Now read the unknown words in *box 2*.



3. Put the words in the right house and read them aloud.



fish, time, nine, milk, fine, pig, big, line,  
six, tiger, spring, five, ice, ink

4. Read the words aloud. Underline the letters that are not pronounced.

fine	five	time	six
fish	ink	pig	milk
line	big	nine	ice

# Y y

[ai]

my

try

sky

[i]

family

very

many

[j]

yes

you

yard

5. You know the word in *box 1*. Now read the unknown words in *box 2*.

my  
ai

fly  
cry  
fry  
why

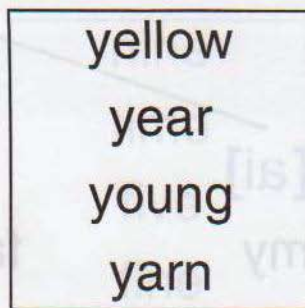

6. You know the word in *box 1*. Now read the unknown words in *box 2*.

family  
i

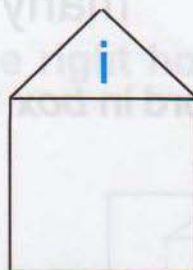
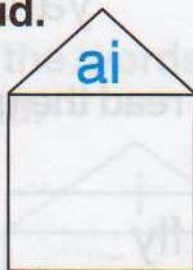
happy  
story  
berry  
pretty



7. You know the word in *box 1*. Now read the unknown words in *box 2*.



8. Put the words in the right house and read them aloud.



my, yes, family, try, very, you, sky, any,  
your, berry, pretty, yellow, fly, year,  
cry, yard, young, why

### Just a rhyme

Look at the pig,  
It is very big.

Look at the fox,  
It is in the box.

Summer time,  
A time to play,  
We are happy  
All the day.

Why do you cry Willy?

Why do you cry?

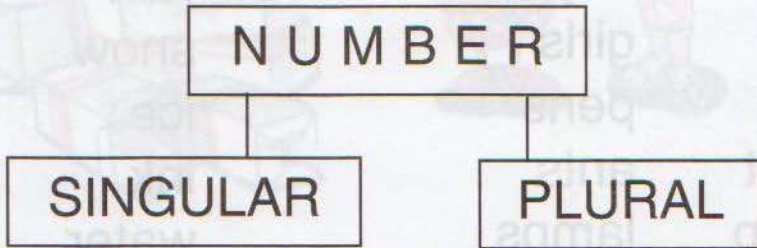
Why, Willy, why?

Why, Willy, why?

# UNIT 15B

## Practise your grammar

### NOUN



-(e)s

cat + **s** = cats

box + **es** = boxes

- Study the chart.

Singular	Plural
a cat, a cup	cats, cups
a dog, a boy	<b>[s]</b> dogs, boys
a box, a watch	<b>[z]</b> boxes, watches
	<b>[iz]</b>



# Remember



Nouns can  
be countable

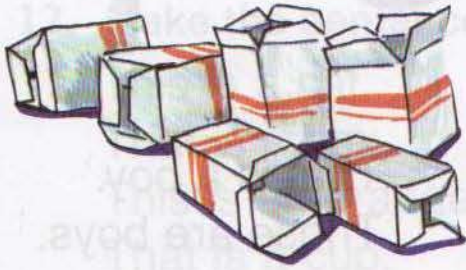
a boy	boys
a girl	girls
a pen	pens
an ant	ants
a lamp	lamps
a horse	horses
a house	houses

Nouns can  
be uncountable

rain
snow
ice
ink
water
hair
grass

9. Look at the pictures and write the numbers and the objects.





## Remember

You know

This is a pen.



You do not know

These are pens.



That is a pen.





Those are pens.



**10. Practise reading aloud.**

This is a boy.  
These are boys.

This is a girl.  
These are girls.

This is a pen.  
These are pens.

This is a pencil.  
These are pencils.

This is a table.  
These are tables.

This is a book.  
These are books.

This is a bag.  
These are bags.

That is a boy.  
Those are boys.

That is a girl.  
Those are girls.

That is a pen.  
Those are pens.

That is a pencil.  
Those are pencils.

That is a table.  
Those are tables.

That is a book.  
Those are books.

That is a bag.  
Those are bags.

**11. Show the same things and name them according to the model. Work in pairs.**

**A:** What is this?

**B:** This is a ... .

**A:** What is that?

**B:** That is a ... .

**A:** What are these?

**B:** These are ... .

**A:** What are those?

**B:** Those are ... .

**12. Make the sentences plural.**

This is a cat.

This is a hat.

That is a box.

That is a tree.

This is an orange.

This is a lamp.

That is a cup.

That is a horse.

**13. Make the sentences singular.**

These are houses.

These are watches.

Those are pupils.

Those are lions.

These are buses.

These are hammers.

Those are tables.

Those are cars.

**Let us go on counting**

**11 eleven**

**16 sixteen**

**12 twelve**

**17 seventeen**

**13 thirteen**

**18 eighteen**

**14 fourteen**

**19 nineteen**

**15 fifteen**

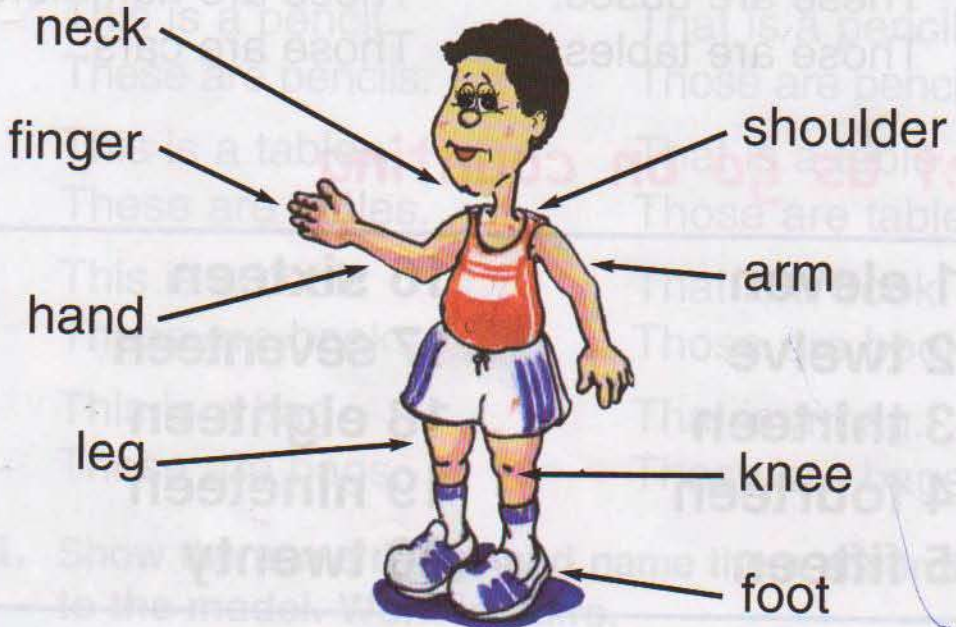

**20 twenty**



# UNIT 15C

## Practise your reading

### Parts of body, appearance



## Remember

How old are you?

I am nine.

Study the words.

tall

short

nice

good

too

very

fair

long

blue

kind



### 14. Practise reading aloud.

#### MY FRIENDS

Look at the picture. These are my friends. The boy's name is Jim. Jim is ten. He is a tall boy. He has short black hair and big black eyes. He has a small nose and small ears. He is a nice boy and a good friend.



And this is Jane. Jane is my friend too. Jane is nine. She is not very tall. She has long fair hair and blue eyes. Her cheeks are red and her nose is small. Jane is a kind and a nice girl.

**15. Fill in the missing letters.**

f a i r

s h o r t

t a l l

b l u e

k i n d

n o s e

h a i r

**16. Look at the text and make up sentences of the mixed words.**

has, he, hair, black, short.

blue, has, she, eyes.

cheeks, are, red, her.

a, boy, nice, he, is.

a, girl, is, she, kind.

**17. Look at the text and complete the sentences.**

Jim is a ... boy.

He has a small ... and a small ...

He has black ... and a big black ...

Jane is not very ...  
She has ... fair hair and ... eyes.  
Her ... are red.  
Her ... is small.  
She is a ... and a ... girl.

**18. Look at the text and put the sentences in the right order.**

And this is Jane. Jane is a kind and a nice girl. The boy's name is Jim. He is a tall boy. Look at the picture. Jane is my friend too. Jane is nine. He has a small nose and small ears. Jim is ten. These are my friends. She is not very tall. He has short black hair and big black eyes. She has long fair hair and blue eyes. He is a nice boy and a good friend. Her cheeks are red and her nose is small.

**19. Correct the wrong sentences.**

- Jim is short.
- Jim is eight.
- Jim has big ears and a long nose.
- Jim is a bad boy and a bad friend.
- Jane is ten.
- Jane is very tall.
- Jane has black hair and black eyes.
- Jane is not a kind girl.



20. Match the numbers and the words.

20	18	sixteen	19	eleven	13	15
16	twenty	fourteen	seventeen	nineteen		
11	eighteen	14	17	thirteen	fifteen	

An arrow points from the number 13 in the first row to the word thirteen in the third row.

21. Pick out all the sentences with singular nouns, recopy and make them plural.

22. Pick out all the sentences with plural nouns, recopy and make them singular.

23. Look at the pictures and finish the description. Use the words you know.



This is Ann.  
She is ... .



This is Ben.  
He is ... .



This is Jane.  
She is ... .



This is Bob.  
He is ... .

24. Describe your friend.

My friend is My girlfriend is	tall, short
He has She has	short long black fair
He has She has	black blue
His nose is Her nose is	long, big, small
Her cheeks are His cheeks are	red, pale



# UNIT 16A

## Practise your sounds

C c

[s]

[k]

before e, i, y

in other cases

ice

cat

nice

car

pencil

cup

1. You know the word in *box 1*. Now read the unknown words in *box 2*.

ice

s

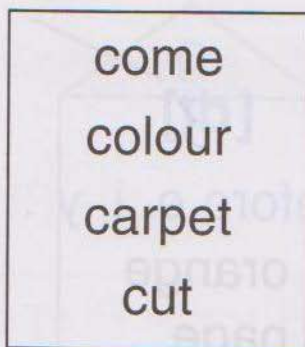
face

place

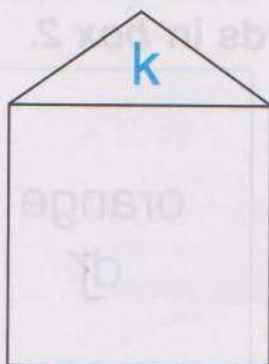
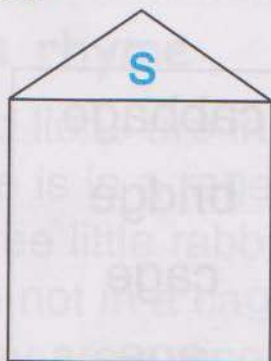
rice

city

2. You know the word in *box 1*. Now read the unknown words in *box 2*.



3. Put the words in the right house and read them aloud.



cap, ice, cat, rice, cake, carpet, face, city,  
colour, pencil, car, place, cup, come

## Just a rhyme

Pussy **C**at,  
Pussy **C**at,  
**C**an you **c**atch  
That big rat?

When windows are frosty  
And **i**cy in **pl**aces,  
I take a **pencil**  
And draw funny **f**aces.



# G g

[dʒ]

before e, i, y

orange

page

large

[g]

in other cases

goose

girl

grass

4. You know the word in *box 1*. Now read the unknown words in *box 2*.

orange

dʒ

cabbage

bridge

cage

age

5. You know the word in *box 1*. Now read the unknown words in *box 2*.

goose

g

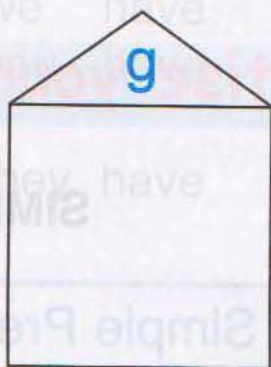
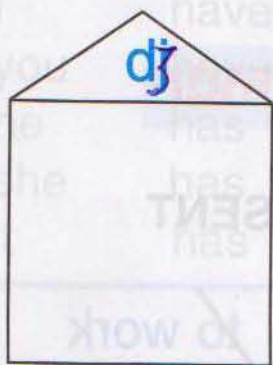
garden

green

gold

game

6. Put the words in the right house and read them aloud.



grass, goose, orange, girl, cabbage, page,  
green, bridge, cage, game, large, gold

### Just a rhyme

Two lions are in a cage,

One is in a rage,

Three little rabbits

Are not in a cage.

They are eating cabbage

And are not in a rage.

Spring is green,

The trees are green.

The grass is green.

Blue skies are seen.

Grey winter is far away.

The golden Sun greets everyone.

The world looks new and gay.



# UNIT 16B

## Practise your grammar

### SIMPLE PRESENT

Simple Present = ~~to work~~

Don't forget to add **-s** or **-es**  
in the 3<sup>rd</sup> person singular.

I work

You work

He works

She works

It works

We work

You work

They work

### Remember

We use

always, often,  
every day

with Simple  
Present.

## To have

I	have	we	have
you	have	you	have
he	has		
she	has	they	have
it	has		

## To do

I	do	we	do
you	do	you	do
he	does		
she	does	they	do
it	does		

## Mind

looks takes gets	[s]
plays comes sees	[z]
dresses watches washes	[iz]



✓ *Whisper*  
● Study the verbs.

to have      to do      to get  
✓ to take *-to play*      ✓ to go  
to wash      to dress      to see  
✓ to come      to read  
✓ to watch      ✓ to play      to look  
✓ to live      to make  
to clean      to work      to come  
to like      to sleep

7. Conjugate all the verbs above according to the model. Pay special attention to the 3<sup>rd</sup> person singular.

I	come		We	come
You	come		You	come
He	comes	}	They	come
She	comes			
It	comes			

# UNIT 16C

## Practise your reading

### Remember

What time is it?



It is 5 o'clock.



It is 8 o'clock.



It is 9 o'clock.

### Study the words.

breakfast

school

street

home

dinner

exercise-book

evening

computer

game

too

to get up

to do lessons

to watch TV

to go to bed

to have breakfast

to do morning exercises

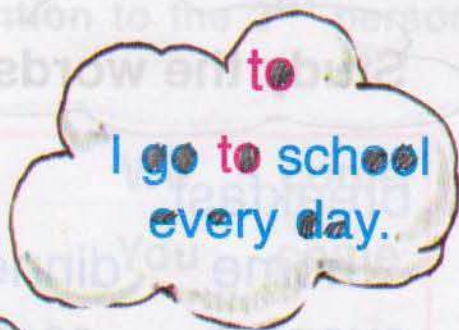



## 8. Practise reading aloud.

### MY DAY

Every day I get up at 8 o'clock. I do my morning exercises. Then I wash my hands and face, dress and have breakfast. After breakfast I take my books and exercise-books and go to school. In the street I see my friend. He goes to school too. After school I come home, have dinner and do my lessons. In the evening I read a book, watch TV and play computer games. At 10 o'clock I go to bed.

### Mind



**9. Look at the text and complete the sentences.**

Every day I ... at 8 o'clock.

I ... my face and hands.

I ... my books and exercise books and ... to school.

In the street I *see* my friend.

In the evening I *read* a book and *watch* TV.

At 10 o'clock I ... to bed.

**10. Look at the text and fill in at, in, to, after.**

I get up ... 8 o'clock.

... breakfast I take my books and go ... school.

... the street I see my friend.

... school I come home.

... evening I read a book.

... 10 o'clock I go ... bed.

**11. True or false?**

I go to school at 8 o'clock.

I do my morning exercises.

After breakfast I take my books and exercise-books and go to school.

In the morning I watch TV or read a book.

I play computer games.

**12. Tell your friends what you usually do every day.**

Use the text as a model.



# UNIT 17A

## Practise your sounds

sh

[ʃ]

she

shelf

ship

ch

[tʃ]

cherry

cheese

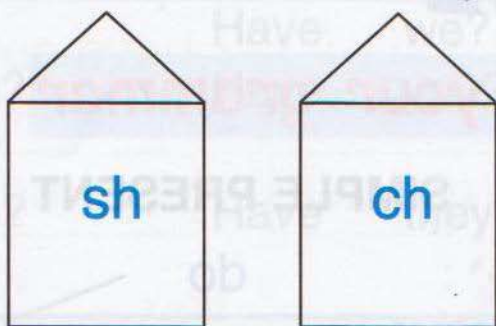
chess

1. Put the words in the right house and read them aloud.

Beginning with



## Ending with



children, bush, cherry, brush, beach, ship,  
cheap, short, peach, shelf, cheese, brush,  
chair, short, wash, she, chess

## Just a rhyme

I have four **ch**erries in the tree,  
Two for Mother, one for me.

I have two **ch**airs in the room,  
One for my sister and one for me.

This is the way we **wash** our hands,  
**Wash** our hands, **wash** our hands.

This is the way we **wash** our hands,  
Every day in the morning.

This is the way we **brush** our teeth,  
**Brush** our teeth, **brush** our teeth,

This is the way we **brush** our teeth,  
Every day in the morning.



# UNIT 17B

## Practise your grammar

### SIMPLE PRESENT

Interrogative =  $\begin{matrix} \text{do} \\ \text{does} \end{matrix} > + \text{work?}$

- Study the chart.

Do I work?	Do we work?
Do you work?	Do you work?
Does he work?	Do they work?
Does she work?	
Does it work?	

Negative =  $\begin{matrix} \text{do not} \\ \text{does not} \end{matrix} > + \text{work}$

- Study the chart.

I do not work	we do not work
you do not work	you do not work
he does not work	
she does not work	they do not work
it does not work	

## To have

Have	I?	Have	we?
Have	you?	Have	you?
Has	he?		
Has	she?	Have	they?
Has	it?		

I	have not	we	have not
you	have not	you	have not
he	has not		
she	has not	they	have not
it	has not		

## To do

Do	I	do?	Do	we	do?
Do	you	do?	Do	you	do?
Does	he	do?			
Does	she	do?	Do	they	do?
Does	it	do?			

I	do not	do	we	do not	do
you	do not	do	you	do not	do
he	does not	do			
she	does not	do	they	do not	do
it	does not	do			



## Remember

do not = **don't**

have not = **haven't**

does not = **doesn't**

has not = **hasn't**

### 2. Make the sentences interrogative and negative.

Every day I get up at 8 o'clock.

Bob does his morning exercises.

You wash your hands and face.

After breakfast he goes to school.

She does her lessons.

We play computer games.

They watch TV in the evening.

Tom goes to bed at 9 o'clock.

He comes home at 5 o'clock.

### 3. Make the sentences interrogative and negative.

Dad has a black car.

Ann has a red hat.

We have a big house.

They have a nice vase.

Bob has a cat and a dog.

You have a big house.

I have a green umbrella.

# UNIT 17C

## Practise your reading

### Remember

#### The day's of week

Sunday	Wednesday
Monday	Thursday
Tuesday	Friday
Saturday	

#### Study the words.

many                      supper                      office  
schoolboy                      schoolgirl  
every day                      to come back  
at school                      at home



#### 4. Practise reading aloud.

### JIM BROWN

This is Jim Brown. He lives in London. He has a mother, a father and a sister.

Jim is ten. He is a schoolboy. He goes to school every day. He likes his school. He has many friends at school.

Jim's father, Mr. Brown works at a big office. He goes to work every morning and comes back at 6 o'clock. He does not go to work on Saturday and Sunday.

Jim's mother, Mrs. Brown is a housewife, she works at home. She cleans the house and makes breakfast, dinner and supper.

Jim's sister is not a schoolgirl, she does not go to school. She is five. Her name is Mary.

### Mind



#### 5. Fill in the missing letters.

s	u	p	per	e	r
---	---	---	-----	---	---

m	a	ry	y
---	---	----	---

s	c	h	o	o	l	b	o	y
---	---	---	---	---	---	---	---	---

m	o	r	n	i	n	g
---	---	---	---	---	---	---

o	f	f	i	c	e
---	---	---	---	---	---

b	r	e	a	k	f	a	s	t
---	---	---	---	---	---	---	---	---

f f f

**6. Look at the text and make up sentences of the mixed words.**

goes, every day, to school, Jim.

he, school, likes, his.

friends, he, many, has, at school.

office, a, father, at, big, Jim's, works.

Sunday, not, to, go, he, work, on, does.

a, is, Jim's, mother, housewife.

sister, not, school, does, to, Jim's, go.

**7. Look at the text and complete the sentences.**

This is Jim ... .

He has ... mother, a ... and a sister.

He ... a schoolboy.

He goes to school ... day.

He ... his school.

He has ... friends at school.

Jim's father, Mr. Brown ... at a big office.

He ... to work every morning and comes ...

at 6 o'clock.



Jim's mother, Mrs. Brown is a ... , she works at home.

Jim's sister is not a ... , she does not go ... school.

**8. Look at the text and correct the sentences.**

Jim Brown lives in New York.

Jim Brown is an actor.

Jim has a brother.

Jim does not like his school.

Jim has not many friends at school.

Jim's father does not work at a big office.

Jim's father comes back at 7 o'clock.

Jim's father goes to work on Saturday and Sunday.

Jim's mother is a teacher.

Jim's mother works at school.

Jim's sister is nine.

Jim's sister goes to school every day.

**9. Fill in at, in, on, to.**

He goes ... work every morning.

Jim lives ... London.

He does not work ... Saturday and Sunday.

His mother works ... home.

He watches TV ... the evening.

# UNIT 18A

## Practise your sounds

O o

[o]

dog  
ox  
frog

[ou]

rose  
nose  
home

1. You know the word in *box 1*. Now read the unknown words in *box 2*.

dog

o

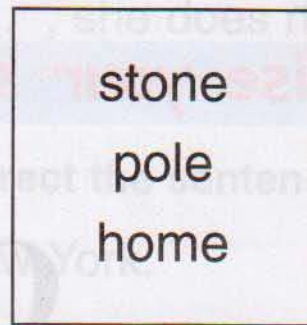
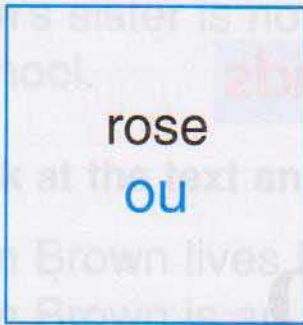
fox

box

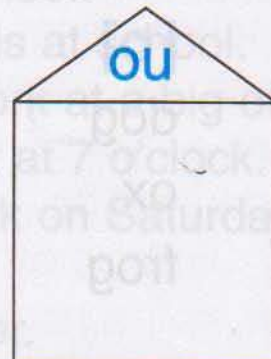
hot



2. You know the word in *box 1*. Now read the unknown words in *box 2*.



3. Put the words in the right house and read them aloud.



dog, stone, fox, home, orange, tone,  
ox, hole, omelette, rose, hot,  
nose, box, pole

### Just a rhyme

One, one, one,  
Little dog run.  
Two, two, two,  
Little frog  
Jumps on the log.

A little mouse  
Has no house,  
A little mouse  
Has a hole for a house.

# U u

[(j)u]

pupil  
unicorn  
ruler

[ʌ]

Sun  
cup  
nut

4. You know the word in *box 1*. Now read the unknown words in *box 2*.

pupil  
ruler  
(j)u

tune  
music  
use  
blue  
student

5. You know the word in *box 1*. Now read the unknown words in *box 2*.

Sun  
ʌ

fun  
hut  
cut  
run  
up



6. Put the words in the right house and read them aloud.



run, tune, cut, hut, music, use, fun,  
up, tulip, nut, cup, blue, pupil, Sun,  
student, bus

7. Read the words aloud. Underline the letters that are not pronounced.

stone	hole	blue	home
dog	tune	frog	box
nose	hot	hut	tone
fox	bus	rose	use

### Just a rhyme

Winter days  
Are far away,  
The sky is blue again,  
Welcome, welcome,  
Merry May.

I love the wind,  
It makes me run,  
I think it is  
Lots of fun.

# UNIT 18B

## Practise your grammar

### NOUN

#### CASE

COMMON

POSSESSIVE

boy + 's = boy's

girls + ' = girls'

- Study the chart.

### SINGULAR

Common case	Possessive case
Bet has a cup.	It is Bet's cup. [s]
The boy has a dog.	It is boy's dog. [z]
Max has a watch.	It is Max's watch. [iz]



## PLURAL

Common case	Possessive case
The girls have dolls.	These are the girls' dolls.
The boys have bags.	These are the boys' bags.
The pupils have pens.	These are the pupils' pens.

### 8. Change the sentences according to the model.

Ann has a book. → This is Ann's book.

The sisters have nice jackets. → These are the sisters' jackets.

Bob has a bag.

Mr. Brown has a house.

The boys have pencils.

The girls have dolls.

My mother has a jacket.

His father has a Jeep.

Her sister has a nice dress.

The schoolboys have rulers.

The teachers have pens.

## Remember

There is a book  
on the table.

There are books  
on the table.

### 9. Practise reading aloud.

There is a car in the yard.  
There are cars in the yard.

There is a cat under the tree.  
There are cats under the tree.

There is a telephone on the table.  
There are telephones on the table.

There is a boy in the bus.  
There are boys in the bus.

There is a nail in the box.  
There are nails in the box.

There is a dog in the house.  
There are dogs in the house.

There is a book in the bag.  
There are books in the bag.



- 10.** Look around, ask and answer questions according to the model.

What is there on the table?

There is a ... on the table.

What is there on the wall?

There ..... are the boys

## Let us go on counting

**30 thirty**

**70 seventy**

**40 forty**

**80 eighty**

**50 fifty**

**90 ninety**

**60 sixty**

**100 hundred**

**21**

**twenty-one**

**32**

**thirty-two**

**43**

**forty-three**

**54**

**fifty-four**

**65**

**sixty-five**

**76**

**seventy-six**

**87**

**eighty-seven**

**98**

**ninety-eight**

**99**

**ninety-nine**

**100**

**one hundred**

# UNIT 18C

## Practise your reading

### Study the words.

cosy room kitchen bathroom  
dining-room living-room bedroom  
very garden nice flower  
pool to sit to read

#### 11. Practise reading aloud.

### JIM'S HOUSE

Jim's family lives in a small cosy house. There are five rooms, a kitchen and two bathrooms in their house. They have a dining-room, a living-room and three bedrooms.

There is a garden in front of the house. The garden is not very large, but there are many trees and flowers there. There is a small pool in the garden.

Jim and his sister like to play in their garden. On Saturday and Sunday Mr. Brown likes to work in the garden. Mrs. Brown doesn't like to work in the garden. She likes to sit under a tree and read a book.



## Mind

In front of

There is a garden  
in front of  
our house.

### 12. Fill in the missing letters.

g		r	d	e	n
---	--	---	---	---	---

n	i	c	
---	---	---	--

l		k	e
---	--	---	---

f	l	o		e	r
---	---	---	--	---	---

k	i	t		h	e	n
---	---	---	--	---	---	---

b	a	t	h	r		o	m
---	---	---	---	---	--	---	---

### 13. Look at the text and make up sentences of the mixed words.

family, in, Jim's, small, a, lives, house, cosy.  
have, a dining-room, they, a living-room, and.  
not, large, the garden, very, is.  
a pool, there, in, is, the garden.

### 14. Choose the right answer.

Jim's family lives in a ... house.

- a) small                      b) large

There are ... rooms in their house.

- a) four                        b) five

There is a ... in front of the house.

- a) garden      b) yard

The garden is ...

- a) very large      b) not very large

Jim and his ... like to play in the garden.

- a) mother      b) sister

**15. Look at the text and complete the sentences.**

There are five ..., a kitchen and two ... in their house.

There is a ... in front ... their house.

There is a ... pool in the ...

There are ... trees and ... there.

**16. True or false?**

Jim's family lives in a small house.

There are two rooms and two kitchens in the house.

They have a dining-room and four bedrooms.

There is a garden in front of the house.

The garden is very large.

Jim and his sister don't like to play in the garden.

Mr. Brown works in the garden on Saturday.

Mrs. Brown likes to work in the garden.

**17. Tell your friends about your house. Use the text as a model.**



# Stop and check

Let us revise what we know.

## 1. Fill in the missing prepositions.

He goes ... work every morning.

There is a vase ... the table.

Jim lives ... London.

He does not work ... Saturday and Sunday.

He has many friends ... school.

There are many flowers ... the tree.

I go home ... school.

There is a picture ... the wall.

His father works ... office.

He usually watches TV ... the evening.

I go to school ... 8 o'clock in the morning.

There is a garden ... .. our house.

... breakfast I go to school.

## 2. Put the activities you do every day in the right order.

wash

have breakfast

get up

go to school

dress

go to bed

do my lessons

watch TV

read a book

have dinner



3. Look at the picture and describe Adam's house.





4. Match the verbs in *box A* with nouns in *box B*.

Box A	Box B
to have	lessons
to do	breakfast
to watch	computer games
to read	to school
to play	TV
to go	a book

5. Match the questions in *box A* with the answers in *box B*.

Box A	Box B
What is Jim?	She is a housewife.
Where does he live?	Yes, he does.
How old is he?	... in London.
Where does Tom's father work?	... at 6 o'clock.
When does he go to work?	He is a schoolboy.
When does he come back home?	No, he doesn't.
Does he go to work on Saturday and Sunday?	... in the morning.
What is Ann's mother?	... at an office.
Does Bob like his school?	He is ten.



6. Look at the pictures and describe Ben's day.





**7. Use the verbs in the correct form.**

He (*to go*) to school every morning.

She always (*to do*) her lessons.

I (*to read*) a book in the evening.

They (*to play*) computer games.

We (*to wash*) our hands and face every morning.

His father (*to watch*) TV in the evening.

Ann always (*to go*) to bed at 9 o'clock.

**8. Make the sentences interrogative and negative.**

He watches TV in the evening.

I often play computer games.

Ann goes to school after breakfast.

My father works on Saturday and Sunday.

His mother is a housewife.

**9. Make the sentences affirmative.**

I don't go to school every day.

He doesn't read a book in the evening.

My father doesn't work in the garden.

They don't live in London.

His mother doesn't clean the house.

**10. Write where, what, who, how, when according to the answers.**

... old are you?

- I am seven.

... is your name?

- My name is Ann.



- ... is your bag? - It is on the table.
- ... do you do? - I am a schoolboy.
- ... does he come home? - ..... at 6 o'clock.
- ... is your father? - ..... Mr. Brown.
- ... do you get up? - ..... at 7 o'clock.
- ... old is Jim? - He is eleven.
- ... does he live? - ..... in London.

**11. Match the numbers and the words.**

30	twenty-four	91	hundred	36
65	forty-three	85	seventy	ninety-two
100	eighty-five	40	70	thirty-six
43	fifty-seven	92	sixty-five	
24	forty	ninety-one	thirty	57



**Good bye! Have a nice summer!**



# VOCABULARY

## A a

a	art.	[ə]	քեր. անորոշ հոդ
about	prep.	[ə'baʊt]	մասին
above	adv.	[ə'bʌv]	վերևում, վերը
according	adv.	[ə'kɔ:dɪŋ]	համապատասխանաբար, համաձայն
act	v.	[ækt]	կատարել
activity	n.	[æk'tɪvɪti]	գործողություն, գործունեու- թյուն
actor	n.	[ˈæktə]	դերասան
add	v.	[æd]	ավելացնել
affirmative	a.	[ə'fə:mətɪv]	հաստատական, դրական
after	prep.	[ˈɑ:ftə]	հետո
afternoon	n.	[ˈɑ:ftənu:n]	կեսօրից հետո
Good afternoon!			Բարի օր, բարև ձեզ
in the afternoon			ցերեկը, կեսօրից հետո
again	adv.	[ə'geɪn]	նորից, կրկին
age	n.	[eɪdʒ]	հասակ
all	n.	[ɔ:l]	բոլորը, ամենը
aloud	adv.	[ə'laʊd]	բարձրաձայն, բարձր
alphabet	n.	[ˈælfəbɪt]	այբուբեն
alphabetical	a.	[ælfə'betɪkəl]	այբբենական
always	adv.	[ˈɔ:lwəz]	միշտ
an	art.	[ən]	քեր. անորոշ հոդ
and	conj.	[ænd, ənd]	և, ու
animal	n.	[ˈænɪməl]	կենդանի

answer	n.	[ˈɑːnsə]	պատասխան
	v.		պատասխանել
ant	n.	[ænt]	մրջյուն
appearance	n.	[əˈpiərəns]	արտաքին տեսք
apple	n.	[æpl]	խնձոր
April	n.	[ˈeɪprəl]	ապրիլ
arm	n.	[ɑːm]	բազուկ, թև
around	adv.	[əˈraʊnd]	շուրջը, մոտակայքում
ask	v.	[ɑːsk]	հարցնել, խնդրել
at	prep.	[ət, æt]	մոտ
at home			տանը
at school			դպրոցում
at six o'clock			ժամը վեցին
at the lesson			դասին
at the window			պատուհանի մոտ
attention	n.	[əˈtenʃn]	ուշադրություն
August	n.	[ˈɔːɡəst]	օգոստոս
autumn	n.	[ˈɔːtəm]	աշուն
axe	n.	[æks]	կացիք

## B b

back	adv.	[bæk]	ետ, հետ
backwards	adv.	[ˈbækwəds]	ետ, դեպի ետ
bad	a.	[bæd]	վատ
bag	n.	[bæg]	պայուսակ, տոպրակ
ball	n.	[bɔːl]	գնդակ



band	n.	[bænd]	ժապավեն, գոտի, նվազա- խումբ
bathroom	n.	[ˈbɑ:θru:m]	լողասենյակ
be	v.	[bi:]	լինել, գտնվել
beach	n.	[bi:tʃ]	ծովափ
bed	n.	[bed]	մահճակալ, անկողին
to go to bed			անկողին մտնել
bedroom	n.	[ˈbedrum]	ննջասենյակ
begin	v.	[bɪˈɡɪn]	սկսել, սկսվել
bee	n.	[bi:]	մեղու
before	prep.	[bɪˈfɔ:]	առաջ, առջևում
bell	n.	[bel]	զանգ, զանգակ
berry	n.	[ˈberɪ]	հատապտուղ
big	a.	[bɪɡ]	մեծ, խոշոր
black	a.	[blæk]	սև
blue	a.	[blu:]	կապույտ, երկնագույն
body	n.	[ˈbɒdɪ]	մարմին, իրան
book	n.	[buk]	գիրք
box	n.	[bɒks]	արկղ, տուփ
boy	n.	[bɔɪ]	տղա
boyfriend	n.	[ˈbɔɪˈfrend]	տղա ընկեր
breakfast	n.	[ˈbrekfəst]	նախաճաշ
to have breakfast			նախաճաշել
bridge	n.	[brɪdʒ]	կամուրջ
brother	n.	[ˈbrʌðə]	եղբայր
brush	n.	[brʌʃ]	խոզանակ, վրձին
bus	n.	[bʌs]	ավտոբուս
bush	n.	[bʊʃ]	թուփ, թփուտ
but	cj.	[bʌt]	բայց, իսկ, սակայն

# C c

cabbage	n.	[ˈkæbɪdʒ]	կաղամբ
cage	n.	[keɪdʒ]	վանդակ
cake	n.	[keɪk]	թխվածք, տորթ
can	v.	[kæn]	կարողանալ (եղանակավորող բայ)
cap	n.	[kæp]	գլխարկ, գդակ
capital letter	n.	[ˈkæpɪtəlˈletə]	մեծատառ
car	n.	[kɑ:]	ավտոմեքենա
carpet	n.	[ˈkɑ:pɪt]	գորգ
case	n.	[keɪs]	դեպք, հոլով (քեր.)
cat	n.	[kæt]	կատու
catch	v.	[kætʃ]	բռնել, որսալ
chair	n.	[tʃeə]	աթոռ
chart	n.	[tʃɑ:t]	աղյուսակ
cheap	a.	[tʃi:p]	էժան
check	v.	[tʃek]	ստուգել
cheek	n.	[tʃi:k]	այտ, թուշ
cheese	n.	[tʃi:z]	պանիր
cherry	n.	[ˈtʃeri]	բալ
chess	n.	[tʃes]	շախմատ
child (pl. children)	n.	[tʃaɪld]	երեխա
choose	v.	[tʃu:z]	ընտրել
city	n.	[ˈsɪti]	քաղաք
class	n.	[klɑ:s]	դասարան
classroom	n.	[ˈklɑ:sru:m]	դասասենյակ
clean	v.	[kli:n]	մաքրել, սրբել
clock	n.	[klɒk]	պատի, սեղանի ժամացույց



cloud	n.	[klaud]	ամպ
cock	n.	[kɔk]	աքաղաղ
colour	n.	[ˈkɒlə]	գույն, երանգ
come	v.	[kʌm]	գալ, մոտենալ
to come back			վերադառնալ
common	a.	[ˈkɒmən]	<i>քեր.</i> հասարակ
complete	v.	[kəmˈpli:t]	լրացնել, ավարտել
computer	n.	[kəmˈpjʊ:tə]	համակարգիչ
conjugate	v.	[ˈkɒndʒʊgeɪt]	<i>քեր.</i> խոնարհել
copy-book	n.	[ˈkɒpɪbʊk]	տետր
correct	a.	[kəˈrekt]	ճիշտ, ստույգ
	v.		ուղղել, ճշտել
corresponding	a.	[kɔrɪsˈpɒndɪŋ]	համապատասխան
cosy	a.	[ˈkɒʊzɪ]	հարմար
count	v.	[kaunt]	հաշվել, համրել
countable	a.	[ˈkauntəbl]	հաշվելի
cream	n.	[kri:m]	սեր, կրեմ
crocodile	n.	[ˈkrɒkədəɪl]	կոկորդիլոս
cry	v.	[krai]	ճչալ, գոռալ, լաց լինել
cup	n.	[kʌp]	գավաթ, թաս
cut	v.	[kʌt]	կտրել

## D d

Dad	n.	[dæd]	հայրիկ
daughter	n.	[ˈdɔ:tə]	դուստր
day	n.	[deɪ]	օր, ցերեկ

December	n.	[dɪ'sembə]	դեկտեմբեր
describe	v.	[dɪs'kraɪb]	նկարագրել
description	n.	[dɪs'krɪpʃn]	նկարագրում, նկարագրու- թյուն
desk	n.	[desk]	գրասեղան, նստարան
dialogue	n.	['daɪələʊq]	երկխոսություն
dining-room	n.	['daɪnɪŋrʊm]	ճաշասենյակ
dinner	n.	['dɪnə]	ճաշ
to have dinner			ճաշել
do	v.	[du:]	անել, կատարել
to do lessons			դասերը պատրաստել
to do morning exercises			առավոտյան մարզանք անել
doctor	n.	['dɒktə]	բժիշկ, բժշկուհի
dog	n.	[dɒg]	շուն
doll	n.	[dɒl]	տիկնիկ
draw	v.	[drɔ:]	գծել, նկարել, քաշել, ձգել
dress	n.	[dres]	զգեստ, շոր, հագուստ
	v.		հագցնել, հագնվել
drink	v.	[drɪŋk]	խմել, ըմպել
drive	v.	[draɪv]	վարել (մեքենա)
driver	n.	['draɪvə]	վարորդ
<b>E e</b>			
ear	n.	[ɪə]	ականջ
eat	v.	[i:t]	ուտել
egg	n.	[eg]	ձու



eight	num.	[eit]	ութ
eighteen	num.	[ei'ti:n]	տասանութ
eighty	num.	[ˈeiti]	ութսուն
elephant	n.	[ˈelɪfənt]	փիղ
eleven	num.	[ɪ'levn]	տասանմեկ
empty	a.	[ˈempti]	դատարկ
end	v.	[end]	վերջանալ, վերջացնել
engineer	n.	[endʒɪ'niə]	ինժեներ (ճարտարագետ)
England	n.	[ˈɪŋɡlənd]	Անգլիա
envelope	n.	[ˈenvɪləʊp]	ծրար
evening	n.	[iːvniŋ]	երեկո

Good evening!

Բարի երեկո

every	a.	[ˈevri]	յուրաքանչյուր, ամեն մի
everyday	a.	[ˈevri'deɪ]	ամենօրյա, առօրյա
everyone	n.	[ˈevriwʌn]	ամեն մեկը
exercise	n.	[ˈeksəsaɪz]	վարժություն, մարզանք
exercise-book	n.	[ˈeksəsaɪzbʊk]	վարժությունների տետր
eye	n.	[aɪ]	աչք

## F f

face	n.	[feɪs]	դեմք, երես
fair	a.	[feə]	շիկահեր, խարտոյաշ
false	a.	[fɔ:ls]	սխալ, սուտ, կեղծ
family	n.	[ˈfæmɪli]	ընտանիք
far away	a.	[fɑ:əweɪ]	հեռու, հեռավոր
fat	a.	[fæt]	գեղ
father	n.	[ˈfɑ:ðə]	հայր

February	n.	[ˈfebruəri]	փետրվար
fifteen	num.	[ˈfɪfti:n]	տասնհինգ
fifty	num.	[ˈfɪftɪ]	հիսուն
fill	v.	[fɪl]	լրացնել, լցնել
fine	a.	[faɪn]	հիանալի, սքանչելի
finger	n.	[ˈfɪŋɡə]	մատ
finish	v.	[ˈfɪnɪʃ]	ավարտել, վերջացնել
fish	n.	[fɪʃ]	ծուկ
five	num.	[faɪv]	հինգ
floor	n.	[flɔː]	հատակ, հարկ
flower	n.	[ˈflaʊə]	ծաղիկ
fly	v.	[flaɪ]	թռչել
foot	n.	[fʊt]	ոտք, ոտնաթափ
for	prep.	[fə, fɔː]	համար
forget	v.	[fəˈɡet]	մոռանալ
form	n.	[fɔːm]	ձև, դասարան
forty	num.	[ˈfɔːtɪ]	քառասուն
four	num.	[fɔː]	չորս
fourteen	num.	[ˈfɔːti:n]	տասնչորս
fox	n.	[fɒks]	աղվես
Friday	n.	[ˈfraɪdɪ]	ուրբաթ
friend	n.	[frend]	ընկեր, բարեկամ
frog	n.	[frɒɡ]	գորտ
front	n.	[frʌnt]	առջևի մաս, առջևի կողմ
in front of			առջևում, առջևից, դիմացը
frosty	a.	[ˈfrɒsti]	ցուրտ, սառնամանիքային
fruit	n.	[fru:t]	միրգ, պտուղ
fry	v.	[fraɪ]	տապակել



fun	n.	[fʌn]	ուրախություն, զվարճանք, կատակ
funny	a.	[ˈfʌni]	զվարճալի, ծիծաղաշարժ

## G g

game	n.	[geɪm]	խաղ
garden	n.	[ɡɑːdn]	պարտեզ
gay	a.	[geɪ]	ուրախ, զվարթ
get	v.	[get]	ստանալ, ձեռք բերել
to get up			անկողնուց վեր կենալ
girl	n.	[gɜːl]	աղջիկ
girlfriend	n.	[ˈgɜːlˈfreɪnd]	ընկերուհի
give	v.	[ɡɪv]	տալ
glass	n.	[ɡlɑːs]	բաժակ, ընպանակ
go	v.	[ɡoʊ]	գնալ
gold	n.	[ɡoʊld]	ոսկի
golden	a.	[ˈɡoʊldən]	ոսկեգույն, ոսկե
good	a.	[ɡʊd]	լավ
Good bye!		[ɡʊdˈbaɪ]	Ցտեսություն
goose (pl. geese)	n.	[ɡuːs]	սագ
grammar	n.	[ˈɡræmə]	քերականություն
grandfather	n.	[ˈɡrændˈfɑːðə]	պապ
grandmother	n.	[ˈɡrændˈmʌðə]	տատ
grass	n.	[ɡrɑːs]	խոտ
green	a.	[ɡriːn]	կանաչ
greet	v.	[ɡriːt]	ողջունել, բարևել

grey	a.	[greɪ]	մոխրագույն, գորշ
group	n.	[gru:p]	խումբ
grow	v.	[grou]	աճել, բուսնել, մշակել

## H h

hair	n.	[heə]	մազ
hammer	n.	[hæmə]	մուրճ
hand	n.	[hænd]	ծեռք, դաստակ
happy	a.	[hæpɪ]	երջանիկ, հաջողակ
hat	n.	[hæt]	գլխարկ
have	v.	[hæv, həv]	ունենալ
he	pron. pers.	[hi:]	նա ( <i>վերաբերում է արական սեռի գոյականներին</i> )
head	n.	[hed]	գլուխ
Hello!	int.	[hə'ləu]	Ողջո՛ւյն
help	v.	[help]	օգնել
her	pron. poss.	[hə:]	նրա ( <i>վերաբերում է իգական սեռին</i> )
him	pron. pers.	[hɪm]	նրան ( <i>վերաբերում է արական սեռին</i> )
hen	n.	[hen]	հավ
his	pron. poss.	[hɪz]	նրա ( <i>վերաբերում է արական սեռին</i> )
hole	n.	[houl]	անցք, փոս, ճեղք
home	n.	[houm]	տուն
at home			տանը



horse	n.	[hɔ:s]	ծի
hot	a.	[hɔt]	շոգ, տաք
house	n.	[haus]	տուն, բնակարան
housewife	n.	[ˈhauswaɪf]	տնային տնտեսուհի
how	adv.	[hau]	ինչպե՞ս, ի՞նչ ձևով
hundred	num.	[ˈhʌndrəd]	հարյուր
hut	n.	[hʌt]	խրճիթ, տնակ

## I i

I	pron. pers.	[aɪ]	ես
ice	n.	[aɪs]	սառույց
ice-cream	n.	[ˈaɪskri:m]	պաղպաղակ
icy	a.	[ˈaɪsɪ]	սառցե, սառցապատ
in	prep.	[ɪn]	ներսում, մեջ
in March			մարտ ամսին
in summer			ամռանը
in the house			տան մեջ
in the morning			առավոտյան
in the street			փողոցում
ink	n.	[ɪŋk]	թանաք
interrogative	a.	[ɪntəˈrɒɡətɪv]	հարցական
interview	v.	[ˈɪntəvju:]	զրուցել, հարցազրույց ունե- նալ
iron	n.	[ˈaɪən]	արդուկ
it	pron. pers.	[ɪt]	սա, դա, այն
its	pron. poss.	[ɪts]	դրա, սրա

## J j

jacket	n.	[ˈdʒækɪt]	ժակետ
January	n.	[ˈdʒænjʊəri]	հունվար
Jeep	n.	[dʒi:p]	«Ջիփ» ավտոմեքենա
join	v.	[dʒɔɪn]	միացնել, կցել, միանալ
jug	n.	[dʒʌɡ]	կուժ, սափոր
July	n.	[dʒu:ˈlaɪ]	հուլիս
jump	v.	[dʒʌmp]	ցատկել, թռչել
June	n.	[dʒu:n]	հունիս
just	adv.	[dʒʌst]	հենց, հիմա, ուղղակի

## K k

key	n.	[ki:]	բանալի
kind	a.	[kaɪnd]	բարի, բարեսիրտ
king	n.	[kɪŋ]	թագավոր, արքա
kitchen	n.	[ˈkɪtʃɪn]	խոհանոց
kitten	n.	[kɪtn]	կատվի ձագ
knee	n.	[ni:]	ծունկ
know	v.	[nou]	իմանալ, ճանաչել

## L l

lamp	n.	[læmp]	լամպ, լապտեր
large	a.	[lɑ:dʒ]	մեծ, ընդարձակ
learn		[lɜ:n]	սովորել



leg	n.	[leg]	ոտք, սրունք
lemon	n.	[ˈlemən]	կիտրոն
lesson	n.	[ˈlesn]	դաս
let	v.	[let]	թույլատրել
let us			եկե՛ք
letter	n.	[ˈletə]	տառ, նամակ
like	v.	[laɪk]	սիրել, հավանել
	a.		նման, համանման
line	n.	[laɪn]	գիծ
lion	n.	[ˈlaɪən]	առյուծ
listen	v.	[lɪsn]	լսել
little	a.	[lɪtl]	փոքրիկ, ոչ մեծ
live	v.	[lɪv]	ապրել, բնակվել
living-room	n.	[ˈlɪvɪŋrʊm]	հյուրասենյակ
log	n.	[lɒg]	գերան, կոճղ
London	n.	[ˈlʌndən]	Լոնդոն
long	a.	[lɒŋ]	երկար
look	v.	[lu:k]	նայել
lots of			շատ
love	v.	[lʌv]	սիրել
lunch	n.	[lʌntʃ]	կեսօրյա նախաճաշ
to have lunch			կեսօրին նախաճաշել

## M m

make	v.	[meɪk]	կատարել, շինել, ստեղծել
to make up			կազմել, լրացնել
man	n.	[mæn]	մարդ, տղամարդ

many	a.	[ˈmeni]	շատ, բազմաթիվ
March	n.	[mɑ:tʃ]	մարտ
match	v.	[mætʃ]	ընտրել, համեմատել
May	n.	[meɪ]	մայիս
me	pron. pers.	[mi:]	ինձ
merry	a.	[ˈmeri]	ուրախ, զվարթ
mew	v.	[mi:ˈau]	մլավել
milk	n.	[mɪlk]	կաթ
mind	v.	[maɪnd]	հիշել, չմոռանալ, ուշադրու- թյուն դարձնել
missing	a.	[ˈmɪsɪŋ]	պակասող, բաց թողնված
mixed	a.	[mɪkst]	խառնած, խառը
model	n.	[mɒdl]	օրինակ, նմուշ
Monday	n.	[ˈmʌndɪ]	երկուշաբթի
monkey	n.	[ˈmʌŋki]	կապիկ
month	n.	[mʌnθ]	ամիս
Moon	n.	[mu:n]	լուսին, լուսնյակ
morning	n.	[ˈmɔ:nɪŋ]	առավոտ
Good morning!			Բարի լույս
mother	n.	[ˈmʌðə]	մայր
mouse ( <i>pl. mice</i> )	n.	[maʊs]	մուկ
mouth	n.	[maʊθ]	բերան
Mummy	n.	[ˈmʌmi]	մայրիկ
mushroom	n.	[ˈmʌʃru:m]	սունկ
music	n.	[ˈmju:zɪk]	երաժշտություն
my	pron. poss.	[maɪ]	իմ



# N n

nail	n.	[neɪl]	մեխ
name	n.	[neɪm]	անուն
	v.		անվանել
neck	n.	[nek]	վիզ, պարանոց
negative	a.	[ˈnegətɪv]	ժխտական, բացասական
nest	n.	[nest]	բույն
new	a.	[nju:]	նոր
New York		[ˈnju:ˈjɔ:k]	Նյու Յորք
nice	a.	[naɪs]	հաճելի, համակրելի, դուրեկան
night	n.	[naɪt]	գիշեր
Good night!			Բարի գիշեր
number	n.	[ˈnʌmbə]	թիվ, քանակ, թվական (թեր.)
nine	num.	[naɪn]	ինը
nineteen	num.	[ˈnaɪnˈti:n]	տասնինը
ninety	num.	[ˈnaɪntɪ]	իննսուն
no	a.	[noʊ]	ոչ մի
nose	n.	[noʊz]	քիթ
not	adv.	[nɒt]	ոչ
note	n.	[noʊt]	նշում, գրառում
noun	n.	[naʊn]	թեր. գոյական անուն
November	n.	[noʊˈvembə]	նոյեմբեր
nut	n.	[nʌt]	ընկույզ

# O o

object	n.	[ˈɒbdʒɪkt]	առարկա
October	n.	[ˈɒkˈtəʊbə]	հոկտեմբեր
of	prep.	[əv, ɔv]	ցույց է տալիս պատկանելու- թյուն, թարգմանվում է հայե- րենի սեռական հոլովով
office	n.	[ˈɒfɪs]	գրասենյակ, հիմնարկ
often	adv.	[ˈɔːfn]	հաճախ
old	a.	[əʊld]	ծեր, տարեց
omelette	n.	[ˈɒmlɪt]	ծվածեղ
on	prep.	[ɔn]	վրա
one	num.	[wʌn]	մեկ
one another	pron.	[wʌnəˈnʌðə]	միմյանց
or	conj.	[ɔː]	կամ
orange	n.	[ˈɔrɪndʒ]	նարինջ
order	n.	[ˈɔːdə]	կարգ, հաջորդականություն
other	a.	[ˈʌðə]	ուրիշ, այլ, մյուս
our	pron. poss.	[aʊə]	մեր
out	prep.	[aʊt]	դուրս, միջից
over	prep.	[ˈoʊvə]	վերևում, վրա
owl	n.	[aʊl]	քու
ox	n.	[ɒks]	ցուլ, եգ

# P p

pair	n.	[peə]	զույգ
pale	a.	[peɪl]	գունատ, դժգույն



part	n.	[pɑ:t]	մաս, մարմնի մաս
pay	v.	[peɪ]	դարձնել ( <i>ուշադրություն</i> )
peach	n.	[pi:tʃ]	դեղձենի
pen	n.	[pen]	գրիչ
pencil	n.	[pensl]	մատիտ
person	n.	[pɜ:sn]	<i>քեր.</i> դեմք
personal	a.	[ˈpɜ:snəl]	անձնական
picture	n.	[ˈpɪktʃə]	նկար, պատկեր
pick	v.	[pɪk]	ընտրել, գտնել
pig	n.	[pɪg]	խոզ
plane	n.	[pleɪn]	ինքնաթիռ
plate	n.	[pleɪt]	ափսե, պնակ
play	v.	[pleɪ]	խաղալ
plural	a.	[ˈpluərəl]	<i>քեր.</i> հոգնակի թիվ
pole	n.	[pəʊl]	ծող, սյուն, բևեռ
pool	n.	[pu:l]	լճակ, ավազան
poor	a.	[puə]	աղքատ
possessive	a.	[pəˈzɛsɪv]	ստացական
practise	v.	[ˈpræktɪs]	վարժվել, վարժություն կատարել
present	n.	[ˈprezənt]	<i>քեր.</i> ներկա ժամանակ
pretty	a.	[ˈprɪti]	գրավիչ, սիրունիկ, հաճելի
profession	n.	[prəˈfeʃn]	մասնագիտություն, արհեստ
pronoun	n.	[ˈprəʊnaʊn]	<i>քեր.</i> դերանուն
pronounce	v.	[prəˈnaʊns]	արտասանել
pupil	n.	[ˈpju:pl]	աշակերտ, սովորող
pussy	n.	[ˈpusɪ]	փիսիկ, փափկամազ
put	v.	[put]	տեղավորել, դնել

## Q q

queen	n.	[kwi:n]
question	n.	[kwestʃn]
quilt	n.	[kwilt]

## R r

rabbit	n.	[ˈræbɪt]
rage	n.	[reɪdʒ]
rain	n.	[reɪn]
rat	n.	[ræt]
raven	n.	[reɪvn]
read	v.	[ri:d]
reading	n.	[ˈri:diŋ]
recopy	v.	[riˈkɒpi]
red	a.	[red]
remember	v.	[rɪˈmembə]
repeat	v.	[riˈpi:t]
revise	v.	[riˈvaɪz]
rhyme	n.	[raɪm]
right	a.	[raɪt]
rice	n.	[raɪs]
ring	n.	[rɪŋ]
rose	n.	[rouz]
ruler	n.	[ˈru:lə]
run	v.	[rʌn]

թագուհի
հարց
վերմակ
ծագար
զայրույթ, կատաղություն
անձրև
առնետ
ագռավ
կարդալ, ընթերցել
ընթերցում, ընթերցանություն
ընդօրինակել, արտագրել
կարմիր
հիշել, մտաբերել
կրկնել
ստուգել և ուղղել, վերանայել
հանգավոր բանաստեղծություն, հանգ
ճիշտ, ճշմարիտ
բրինձ
մատանի
վարդ
քանոն
վազել



# S s

sad	a.	[sæd]	տխուր, տրտոււմ
sail	v.	[seɪl]	լողալ, գնալ ( <i>նավի մասին</i> )
same	a.	[seɪm]	նույն, միևնույն
Saturday	n.	[ˈsætədi]	շաբաթ ( <i>օրը</i> )
say	v.	[seɪ]	ասել
scarf	n.	[skɑːf]	շարֆ (վզպատ)
school	n.	[sku:l]	դպրոց
schoolboy	n.	[ˈsku:lboɪ]	աշակերտ
schoolgirl	n.	[ˈsku:lɡɜːl]	աշակերտուհի
see	v.	[siː]	տեսնել
sell	v.	[sel]	վաճառել
sentence	n.	[ˈsentəns]	նախադասություն
September	n.	[səpˈtembə]	սեպտեմբեր
seven	num.	[sevn]	յոթ
seventeen	num.	[ˈsevnˈtiːn]	տասնյոթ
seventy	num.	[ˈsevntɪ]	յոթանասուն
she	pron. pers.	[ʃiː]	նա ( <i>փոխարինում է իգական սեռի գոյականներին</i> )
shelf	n.	[ʃelf]	դարակ
ship	n.	[ʃɪp]	նավ
short	a.	[ʃɔːt]	կարճ
shoulder	n.	[ˈʃouldə]	ուս, թիակ
simple	a.	[sɪmpl]	պարզ
singular	a.	[ˈsɪŋɡjələ]	<i>քեր.</i> եզակի թիվ
sister	n.	[ˈsɪstə]	քույր
sit	v.	[sɪt]	նստել

six	num. [sɪks]	վեց
sixteen	num [ˈsɪksˈti:n]	տասնվեց
sixty	num. [ˈsɪksti]	վաթսուն
size	n. [saɪz]	չափ, մեծություն, չափս
sky	n. [skaɪ]	երկինք
sleep	v. [sli:p]	քնել, ննջել
small	a. [smɔ:l]	փոքրիկ
snow	n. [snəʊ]	ձյուն
son	n. [sʌn]	որդի
sound	n. [saʊnd]	հնչյուն
speak	v. [spi:k]	խոսել
special	a. [speʃəl]	հատուկ, առանձին
spoon	n. [spu:n]	գդալ
spring	n. [sprɪŋ]	գարուն
squirrel	n. [ˈskwɪrəl]	սկյուռ
star	n. [stɑ:]	աստղ
start	v. [stɑ:t]	սկսվել, մեկնել
stick	n. [stɪk]	փայտ, փայտիկ, ձողիկ
stone	n. [stəʊn]	քար
stop	v. [stɒp]	կանգնել, դադարել
story	n. [ˈstɔ:ri]	պատմվածք, պատմություն
street	n. [stri:t]	փողոց
student	n. [ˈstju:dənt]	ուսանող, ուսանողուհի
study	v. [ˈstʌdɪ]	սովորել, ուսումնասիրել
summer	n. [ˈsʌmə]	ամառ
Sun	n. [sʌn]	արև, արեգակ
Sunday	n. [ˈsʌndɪ]	կիրակի
supper	n. [ˈsʌpə]	ընթրիք
to have supper		ընթրել



# T t

table	n.	[teɪbl]	սեղան
take	v.	[teɪk]	վերցնել
tall	a.	[tɔ:l]	բարձր, բարձրահասակ
teacher	n.	[ˈti:tʃə]	ուսուցիչ, ուսուցչուհի
telephone	n.	[ˈtelɪfoun]	հեռախոս
ten	num.	[ten]	տասը
text	n.	[tekst]	տեքստ, նյութ
that	pron.	[ðæt]	այդ, այն
the	art.	[ðə, ði:]	<i>քեր. որոշիչ հոդ</i>
their	pron. poss.	[ðeə]	նրանց, դրանց
them	pron. pers.	[ðem]	նրանց, դրանց
there	adv.	[ðeə]	այնտեղ
these	pron.	[ði:z]	սրանք
they	pron. pers.	[ðei]	նրանք, դրանք
thick	a.	[θɪk]	հաստ
thin	a.	[θɪn]	բարակ
thing	n.	[θɪŋ]	իր, առարկա
think	v.	[θɪŋk]	մտածել, խորհել
thirteen	num.	[ˈθɜ:ˈti:n]	տասներեք
thirty	num.	[ˈθɜ:ti]	երեսուն
this	pron.	[ðɪs]	սա, այս
those	pron.	[ðoʊz]	դրանք
three	num.	[θri:]	երեք
through	prep.	[θru:]	միջոցով
Thursday	n.	[ˈθɜ:zdi]	հինգշաբթի
tiger	n.	[ˈtaɪgə]	վագր

time	n.	[taɪm]	Ժամանակ, Ժամ
tone	n.	[təʊn]	տոն, ձայն, աստիճան
too	adv.	[tu:]	չափազանց, սաստիկ
together	adv.	[tə'geðə]	միասին
tooth ( <i>pl.</i> teeth)	n.	[tu:θ]	ատամ
toy	n.	[tɔɪ]	խաղալիք
tree	n.	[tri:]	ծառ
true	a.	[tru:]	ճիշտ, ճշգրիտ, ճշմարիտ
try	v.	[traɪ]	փորձել
Tuesday	n.	[ˈtju:zdi]	երեքշաբթի
tulip	n.	[ˈtju:lɪp]	վարդակակաչ
tune	n.	[tju:n]	եղանակ, մեղեդի, ձայն
turn	v.	[tɜ:n]	շրջվել, շրջել, պտտվել
in turn			հերթով, հաջորդաբար
twelve	num.	[twelv]	տասներկու
twenty	num.	[ˈtwenti]	քսան
two	num.	[tu:]	երկու
	n.		երկյակ, զույգ

## U u

umbrella	n.	[ʌmˈbrelə]	հովանոց
uncountable	a.	[ˈʌnˈkaʊntəbl]	անհաշվելի
under	prep.	[ˈʌndə]	տակ, ներքևում
underline	v.	[ˈʌndəlaɪn]	ընդգծել
unicorn	n.	[ˈju:nɪkɔ:n]	միեղջյուր
unit	n.	[ˈju:nɪt]	բաժին, դաս, միավոր



unknown	a.	[ʌn'noʊn]	անծանոթ
up	prep.	[ʌp]	ի վեր, դեպի վեր
us	pron. pers.	[ʌs]	մեզ
use	v.	[ju:z]	օգտագործել, կիրառել
usually	a.	['ju:ʒuəli]	սովորաբար

## V v

van	n.	[væn]	ֆուրգոն
vase	n.	[vɑ:z]	վազ, սկահակ
verb	n.	[və:b]	բեր. բայ
very	adv.	['veri]	շատ, սաստիկ
vocabulary	n.	[və'kæbjʊləri]	բառարան, բառացանկ

## W w

wall	n.	[wɔ:l]	պատ
wash	v.	[wɔ:f]	լվանալ, լվացվել
watch	v.	[wɔ:tʃ]	դիտել
to watch TV			հեռուստացույց դիտել
water	n.	['wɔ:tə]	ջուր
way	n.	[wei]	ճանապարհ, ուղի
we	pron. pers.	[wi:]	մենք
Wednesday	n.	['wenzdi]	չորեքշաբթի
week	n.	[wi:k]	շաբաթ
welcome	v.	['welkəm]	ողջունել
what	pron.	[wɔ:t]	ի՞նչ

where	pron.	[weə]	որտե՞ր, ո՞ւր
which	pron.	[wɪtʃ]	ո՞ր, ո՞րը
who	pron.	[hu:]	ո՞վ
why	pron.	[waɪ]	ի՞նչո՞ւ
wind	n.	[wɪnd]	քամի
window	n.	[ˈwɪndəʊ]	պատուհան
winter	n.	[ˈwɪntə]	ձմեռ
with	prep.	[wɪð]	հետ, այսինչով
woman	n.	[ˈwʊmən]	կին
word	n.	[wə:d]	բառ
work	n.	[wə:k]	աշխատանք, գործ
worker	n.	[ˈwə:kə]	բանվոր
world	n.	[wə:ld]	աշխարհ
write	v.	[raɪt]	գրել
wrong	a.	[rɒŋ]	սխալ

## X x

X-mas tree	n.	[ˈkrɪsməstri:]	Ծննդյան տոնածառ
xylophone	n.	[ˈzaɪləfəʊn]	քսիլոֆոն

## Y y

yard	n.	[jɑ:d]	բակ
yarn	n.	[jɑ:n]	մանվածք, մանած թել
year	n.	[jɜ:]	տարի
yellow	a.	[ˈjeləʊ]	դեղին



yes	part.	[jes]	այո
you	pron. pers.	[ju:]	դուք, դու
young	a.	[jʌŋ]	երիտասարդ, պատանի
your	pron. poss.	[jɔ:]	ձեր, ք

## Z z

zebra	n.	[ˈzi:brə]	զեբր (վագրածի)
zipper	n.	[ˈzipə]	կայծակաճարմանդ
Zoo	n.	[zu:]	կենդանաբանական այգի

## ԲԱՌԱՐԱՆՈՒՄ ՕԳՏԱԳՈՐԾՎԱԾ ՀԱՊԱՎՈՒՄՆԵՐ

- a.** (adjective)՝ ածական
- adv.** (adverb)՝ մակրայ
- art.** (article)՝ հոդ
- cj.** (conjunction)՝ շաղկապ
- int.** (interjection)՝ ձայնարկություն
- n.** (noun)՝ գոյական
- num.** (numeral)՝ թվական
- part.** (particle)՝ բառ-մասնիկ
- pl.** (plural)՝ հոգնակի թիվ
- prep.** (preposition)՝ նախդիր
- pron.** (pronoun)՝ դերանուն
- pron. pers.** (personal)՝ անձնական դերանուն
- pron. poss.** (possesive)՝ ստացական դերանուն
- v.** (verb)՝ բայ



# CONTENTS

Unit 1 .....	4
Unit 2 .....	8
Unit 3 .....	14
Unit 4 .....	20
Unit 5 .....	26
Unit 6 .....	32
Unit 7 .....	39
Unit 8 .....	47
Unit 9 .....	54
Unit 10 .....	62
Unit 11 .....	69
Unit 12 .....	76
<b>Stop and check</b> .....	<b>84</b>
Unit 13 A .....	92
Unit 13 B .....	95
Unit 13 C .....	99
Unit 14 A .....	102
Unit 14 B .....	104
Unit 14 C .....	108
Unit 15 A .....	115
Unit 15 B .....	119
Unit 15 C .....	124
Unit 16 A .....	130
Unit 16 B .....	134
Unit 16 C .....	137
Unit 17 A .....	140
Unit 17 B .....	142
Unit 17 C .....	145
Unit 18 A .....	149
Unit 18 B .....	153
Unit 18 C .....	157
<b>Stop and check</b> .....	<b>160</b>
<b>Vocabulary</b> .....	<b>166</b>



Ուսումնական հրատարակություն

**Գայանե Ռաֆֆիի Գասպարյան  
Նարինե Ստեփանի Հովհաննիսյան  
Հասմիկ Սարգսի Քաջբերունի**

**ԱՆԳԼԵՐԵՆ**  
3-րդ դասարան

խմբագիր և սրբագրիչ՝  
Տեխ. խմբագիր՝  
Համակարգչային շարվածքը՝  
Նկարիչ՝  
Ճապիկի ձևավորումը՝  
Էջադրող՝

**Ռ. Հովսեփյան  
Ն. Սաֆյան  
Ն. Խաչատրյան  
Ս. Ներսիսյան  
Ս. Բարսեղյան  
Ռ. Պալյան**

Ստորագրված է տպագրության 08.07.2002թ.:  
Չափսը՝ 70x100 1/16: Թուղթը՝ օֆսեթ: Տպագրությունը՝  
օֆսեթ: 15,6 պայմ. տպ. մամուլ: Տպաքանակը՝ 38500:

**«Արևիկ»** հրատարակչություն **ՓԲԸ**,  
Երևան-9, Տերյան 91:  
Հեռ.՝ 52-45-61, 52-07-73:  
Ֆաքս՝ 52-05-36:  
E-mail: arevick@netsys.am  
<http://www.arevik.am>

Գունաբաժանունը կատարվել է  
«Կարին-Հրատ» ՍՊԸ-ում:

«Երևանի առաջին տպարան» ՓԲԸ,  
Երևան-10, Հանրապետության 65:



«AREVIK» 2002

